

# 2

## CITY LANDING GUIDES

# NEW YORK



Key industries



Insider hints



Essential apps



Know before you go




Advice from local alumni



The University of Auckland and Kea, an organisation supporting New Zealanders living overseas, have combined forces to provide you with this City Landing Guide. It is packed with insider knowledge essential to know before you take flight.

Around eight million people live in New York City, with another 12 million living on the outskirts. The city that never sleeps is the most linguistically diverse city in the world, with more than 800 languages spoken.

New York is abundant with museums and professional theatres and is also a mecca for sports buffs.



## Key industries

- New growth sectors such as data science, creative and applied technology and cybersecurity are creating many career opportunities.
  - Other sectors where qualified employees are currently in demand include construction, manufacturing, transportation, professional services and healthcare.
  - For stock traders, 2018 was the best year for bonuses since 2006. Their base salaries begin at NZ\$190,000 and salaries for senior positions start at NZ\$450,000.
  - There are plenty of other high paying jobs in Wall Street outside of the finance sector. The median salary for a general legal counsel is around NZ\$162,000, data scientists can expect to earn around NZ\$169,000 and product managers and software engineers have a median salary of around NZ\$160,000.
- Purchase travel insurance before you arrive in the United States. It's typically cheaper to purchase online, rather than through a travel agent. However, be sure to read the fine print.
  - Sign up for a free IDNYC card, library card and CulturePass. This trio will get you into many of New York's famous museums and attractions for free or at a discounted rate.
  - Top of the Rock provides amazing views of the city including Central Park and the Empire State Building. You generally have to pay \$US36 to get up to the Top of the Rock, otherwise you can just go to the bar and buy a drink – it is one floor down from the viewing platform and still has great views.
  - Sign up to newsletters such as *The Skint* and *Brooklyn* to find free or cheap events. For the cheapest tickets on Broadway, check out [broadwayforbrokepeople.com](http://broadwayforbrokepeople.com). Time Out New York and NYC Free Concerts are also good to keep an eye on. And remember that live tapings of TV shows are often free, including *The Late Show with Stephen Colbert* and *The Daily Show*.



## Insider hints

- Use Transfer Wise for a cheap and easy way to transfer your money from your New Zealand bank account to your American bank account, without all the international transfer fees.
- If you are after a restaurant with a certain vibe, or have specific dietary requirements, send a message to The Infatuation Text Rex and they will respond with recommendations that suit your all of your needs.



## Essential apps

### Exit Strategy NYC

Find out exactly where to stand on the platform so you'll board the right train and in the right carriage to ensure you arrive conveniently outside the exit of your destination station.

### Eric's New York

This includes a map of the city with points of interest, an offline map of the subway and a tool to book subway tickets.

### StoreMe

Search for the nearest location that will store your bags for you until you are ready to pick them up. You can also reserve storage in advance.

### MTA Subway Time

Provides real-time train arrival and departure information for select routes of the subway.

### Citymapper

Public transport map that shows you the available options to get to your destination.

### Venmo

Venmo is a popular tool for transferring money to your friends.



## Know before you go

### Visas

Obtaining a visa to enter the US for an extended period can be a lengthy and complex process. You should consult the relevant US Government and related websites for more detailed information.

New Zealanders who are students or recent graduates can apply for a four-five month visa, known as a J-1, for a working holiday in the US. The Summer Work Travel programme provides foreign students with an opportunity to live and work in the US for up to 135 days during the New Zealand university summer holidays.

Graduates looking to stay longer should consider applying for an H-1B visa, which allows for a stay of up to three years. This visa is the most common non-immigrant category for university graduates who wish to work in the US in their degree areas.

Postgraduate students looking to study or continue their studies in the US should apply for a Student & Exchange Visitor visa.

### Employment

When it comes to employment in New York all roads inevitably lead to Wall Street. The local economy is highly dependent on the fortunes of the finance, banking and security sectors. It is believed that Wall Street accounts for almost a quarter of the city's total wages, with an average salary of approximately NZ\$540,000.

People working in New York earned an average of NZ\$275,000 in bonuses in 2018, reflecting the recent buoyancy in financial markets.

### Living costs

The price of living in New York is accepting the fact that everything is expensive. There's no getting around it. The cost of living in Manhattan is more than twice the US national average, housing is nearly five times the national average, groceries cost 40 percent more, utilities almost 20 percent more and healthcare 15 percent more.



In Manhattan expect to pay an eye watering NZ\$5,650 a month for a one-bedroom condo and NZ\$373 a month for power – that's more than NZ\$6,000 per month before you've even bought any food. So, if you really want to stretch your budget, living outside Manhattan is one way to significantly reduce your cost of living. Brooklyn is a great place to start, with living costs about 30 percent lower than Manhattan.



### Where do Kiwis flock to?

Alumni networking events are hosted by the University of Auckland across the world. Be sure to keep your contact details up to date so we can notify you of upcoming networking opportunities in your city.

The University also has an international network of Volunteer Alumni Coordinators (VACs) who organise informal events and provide advice for alumni who are new to the area.

To update your details go to [alumni.auckland.ac.nz/update](https://alumni.auckland.ac.nz/update) and to find your local VAC contact go to [alumni.auckland.ac.nz/networks](https://alumni.auckland.ac.nz/networks)

Checking out Kea's website, [keanewzealand.com](https://keanewzealand.com), is another excellent way to connect with fellow Kiwis. From events, job listings, business networks and more, Kea supports a prospering community around the globe.



There is also The Kiwi Club of New York Facebook group which posts events and catch ups for New Zealanders living in the Big Apple.



### Top tips

Start working on your credit score as soon as you can. The US does not recognise foreign credit histories. You will need to build your credit from scratch in order to do seemingly basic things like sign a lease. Once you're sorted with a social security number and a job, apply for a US credit card.

Medical insurance is essential. Carry your insurance details and credit card with you at all times.



### Advice from local alumni

“A quick LinkedIn search will reveal that jobs in New York often have more than 200 applicants. In this hyper-competitive environment personal connections stand out. Invest time into building relationships with people in your industry who can vouch for you.”

– Victoria

“If you want to get out further than most tourists, you can bike or walk the Hudson River Greenway which goes all the way up to George Washington Bridge. I’d recommend the Boat Basin Café and the Met Cloisters museum.”

– Thomas

“The Museum of Modern Art is my favourite museum. It has a garden, a restaurant with a balcony, it’s got films and a fantastic collection of modern art. Your ticket can also be used for its sister location MoMA PS-1, in Long Island city, which is also a super hip place to hang out.”

– Erica

“Bar Jamón is a classy, laidback tapas bar that’s perfect for an after work drink and a small bite. It’s not cheap, but it’s a nice treat to feel like you’re in Barcelona for an evening. In Brooklyn a great place to eat is Five Leaves (grab dinner during the week to save yourself a long wait) and El Born, another great Spanish restaurant in Brooklyn.”

– Katie



### Instagrammable locations

- FlatIron Building
- DUMBO (Down Under Manhattan Bridge Overpass)
- Central Park
- Pietro NoLita
- Unisphere



Please note the information in this guide is intended as general information only.