

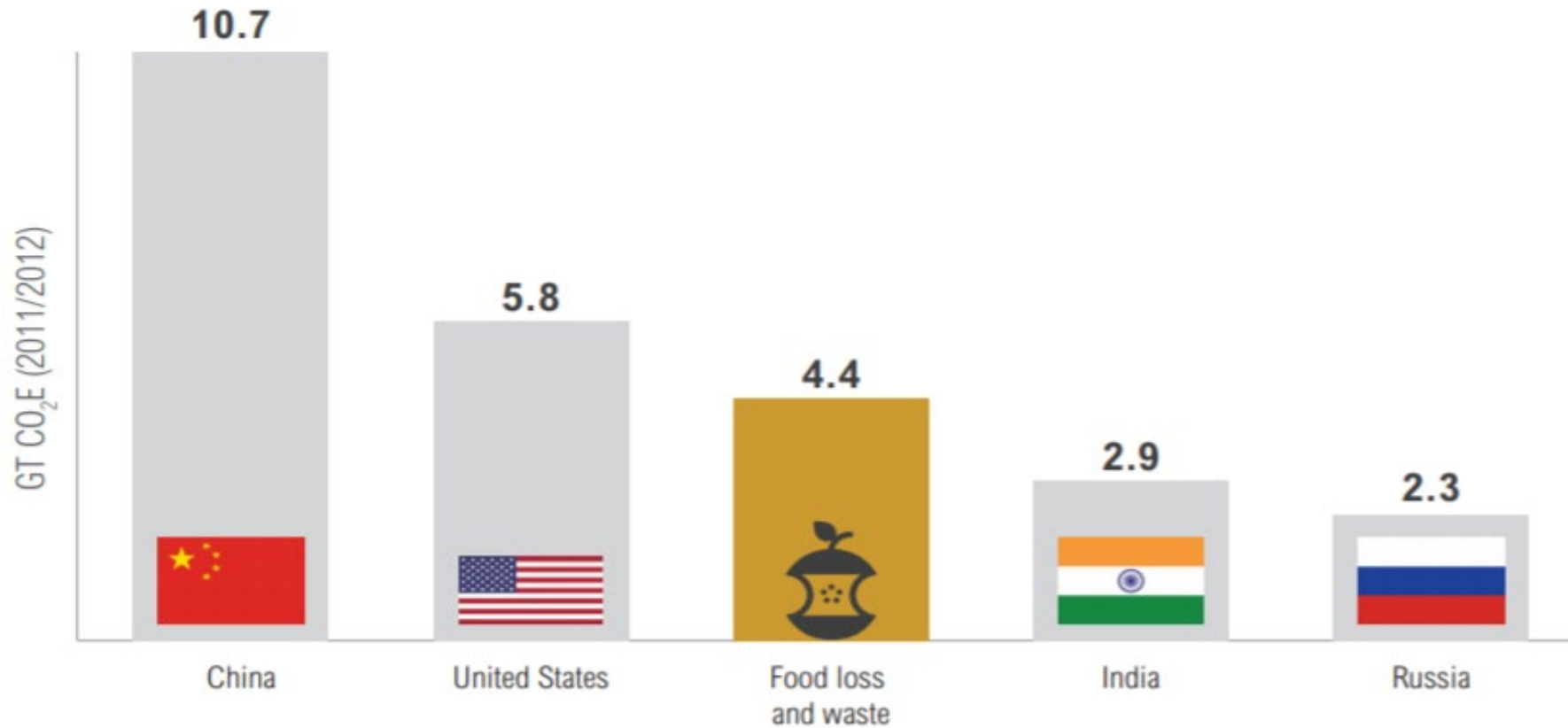
NZ Food Network & KiwiHarvest

*Working Together
to get food to where it's
needed most*



Food Waste - Globally

If food waste were its own country, it would be the third largest Greenhouse Gas emitter





- Commercial (growers, manufacturers, retailers) ¹
- Hospitality and Household ²

430 tonnes/day : 157,000 pa

614 tonnes/day : 224,000 pa

1. Ministry for the Environment
2. Love Food Hate Waste



- KiwiHarvest is New Zealand's largest dedicated national food rescue social venture
- Established in 2012
- Branches in Auckland, North Shore, Dunedin and Queenstown
- Eight refrigerated vans on the road
- Strong established supply partnerships: Bidfood, Fonterra, Countdown, Foodstuffs, Unilever, Frucor Suntory, Turners & Growers, Gilmours, Balle Bros, Heinz Watties, Hello Fresh
- Servicing demand from 250 front line agencies across the country

KIWIHARVEST
FEED MORE • WASTE LESS • KAI ATU



Over the last 12-18 months, New Zealand's largest food rescue organisations have had to turn away* (lack of space/resource):

- **350 tonnes** of frozen meals / vegetables
- **200 tonnes** of chicken rice risotto
- **35 tonnes** of potatoes and carrots
- **25 tonnes** of fruit juice
- **15 tonnes** of frozen fish

* 70% of this went to landfill

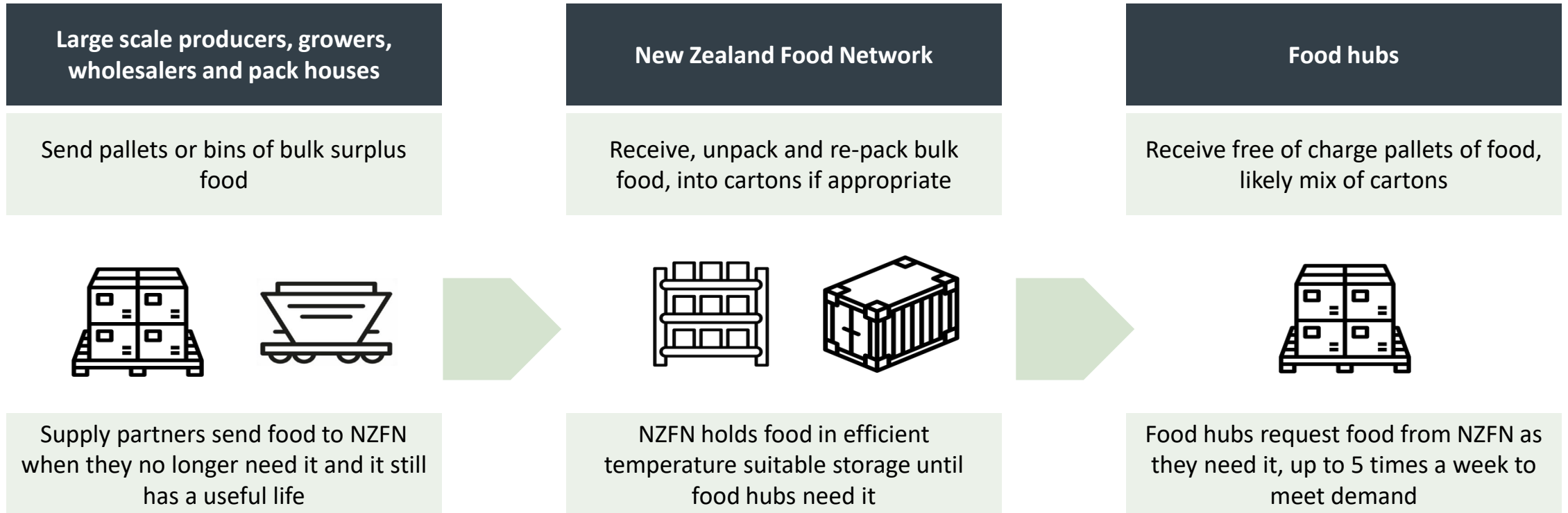


NEEDED IT'S WHERE TO
MOST GETTING FOOD



New Zealand Food Network adopts a wholesale model:

An efficient end to end supply chain for surplus food (waste & donated)



Food hubs only need sufficient infrastructure to receive and hold enough food to meet 1-2 days demand



Food Hub Map

We are currently partnered with over 50 Food Hubs* right across New Zealand, helping us get more food to people who need it most.

*food rescue, iwi, city mission, salvation army etc



Since launching in July 2020 NZFN has achieved the following (to 31 Aug 2021):



3,930,000 kilos
Food delivered across NZ



11,288,571
Meal Equivalents



8,85,730
CO₂-eq diverted from landfill

*excludes donated product



50+ Regional
Food Hubs



42 Food Donors



**Distribution Centres in
AUCKLAND & CHRISTCHURCH**

Company X Food Donation & Social Impact summary June 2020 - March 2021

Regional distribution of Company X donations



290,968 kg
surplus produce
donated

1.8 million
Servings supporting
New Zealanders right
across NZ

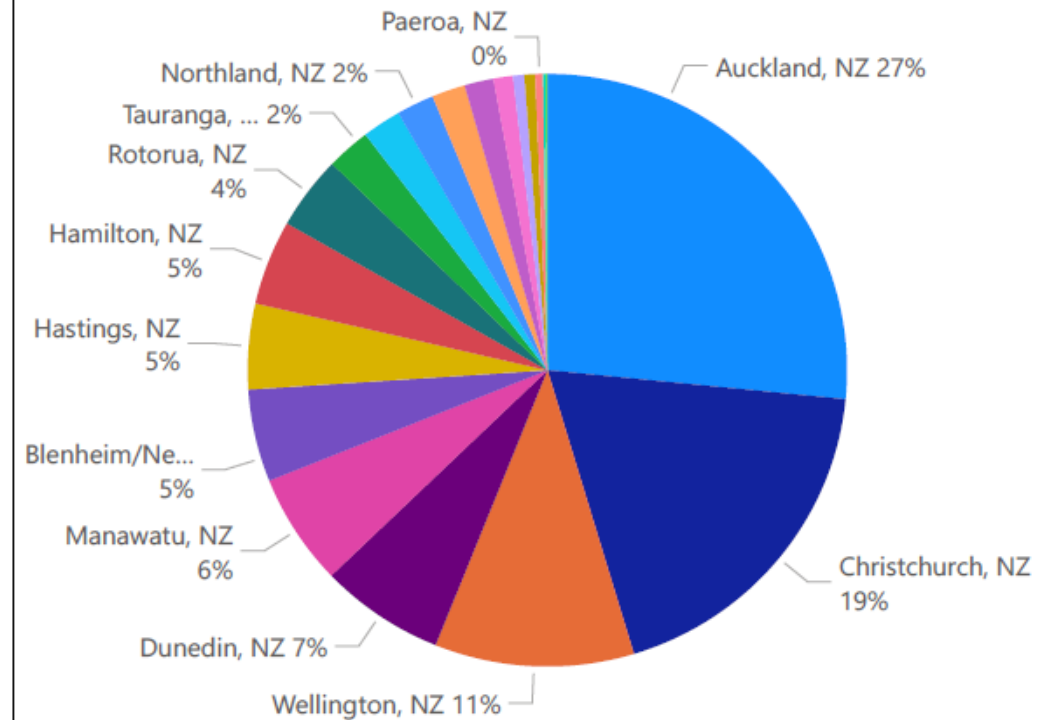
729,977
Total CO2 Emission
equiv. KG diverted
from landfill

\$840,792
Retail value products
donated to help improve
Food Security

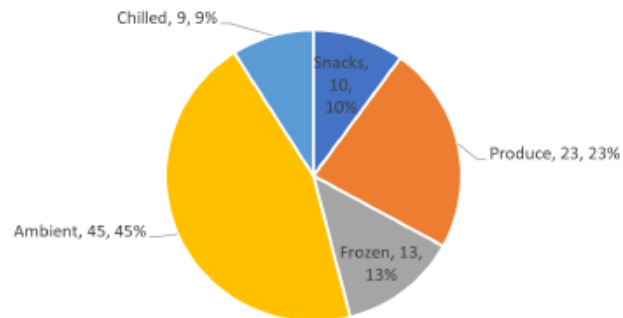
Products donated ranked

Donation	KG
Product A	20,555.50
Product B	13,117.20
Product C	12,544.00
Product D	8,850.00
Product E	5,836.70
Product F	5,800.00
Product G	4,857.00
Total	80,944.80

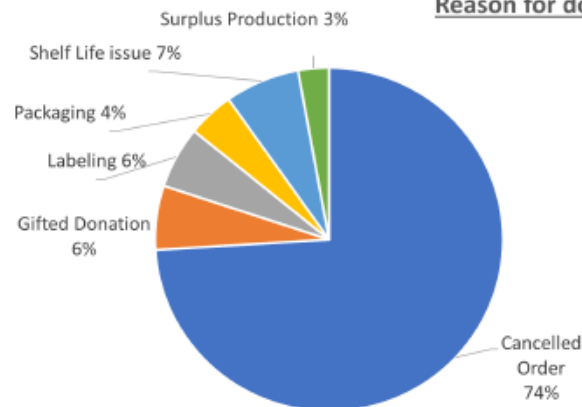
Sum of KG Distributed by Region



Donation by Product Category

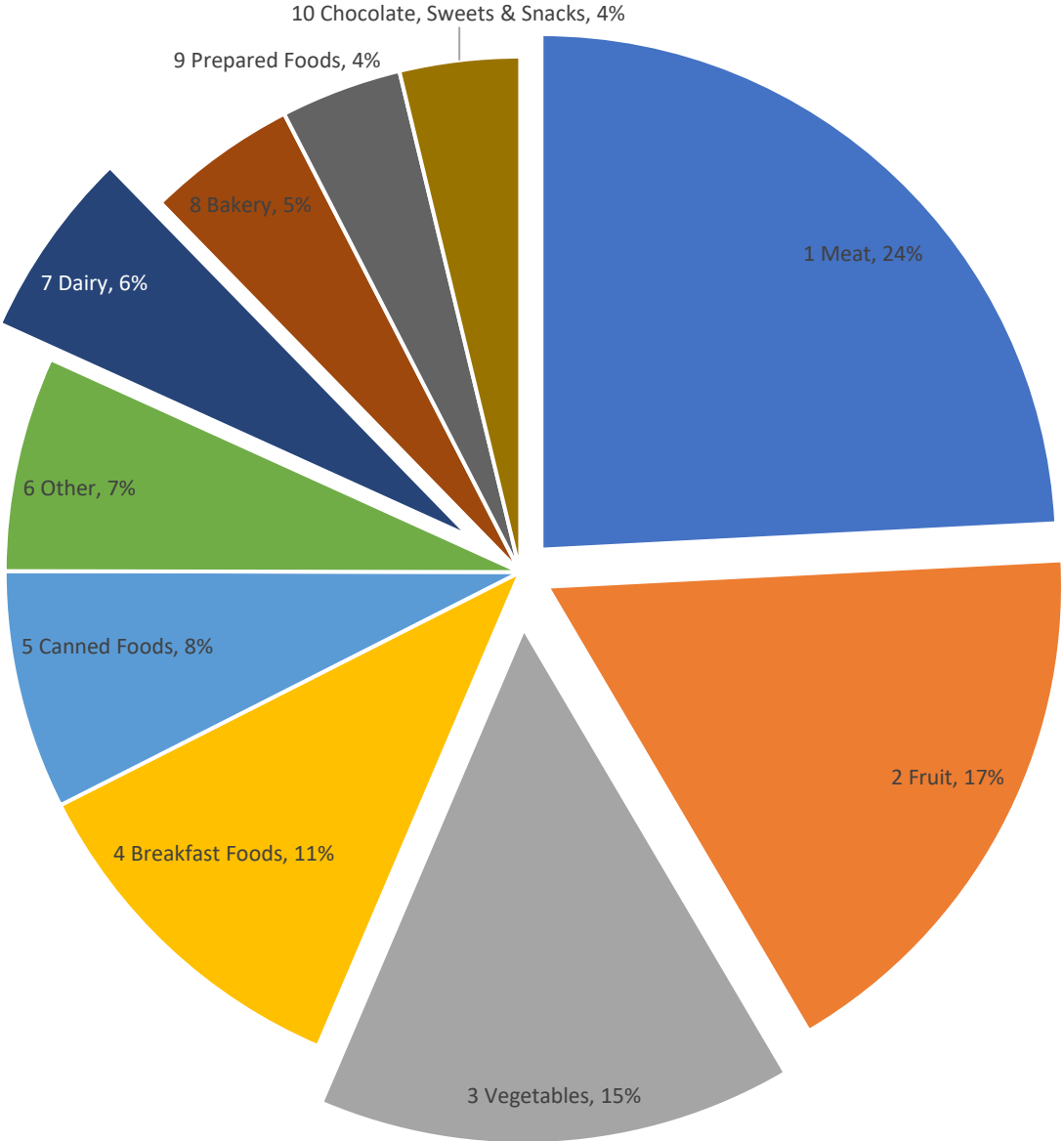


Reason for donation





Food Categories by Weight (%)



Meat, Dairy, Fruit & Veges = 62%

Our Current Food Donors & Sponsors



WITH THE SUPPORT OF:





Thank you!