

Overview

This quick guide will show you how to submit a requisition for a chemical, biological or consumable that cannot be found in the SciTrack Hosted Catalogues.

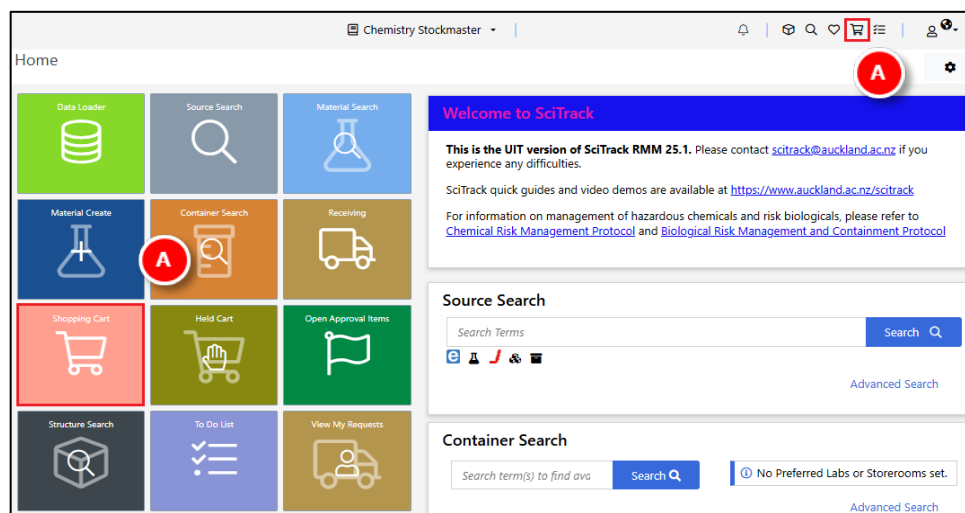
1. Shopping Cart
2. Enter item details
3. Review shopping cart
4. Checkout and submit
5. DLP Approval
6. DLP submits carts to purchasing team

Steps

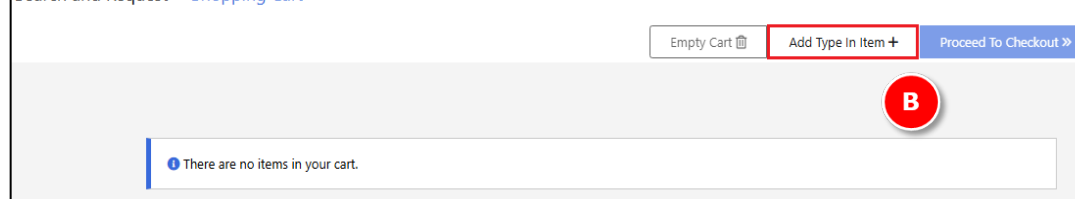
1. Shopping Cart

- A. Click **Shopping Cart**.
- B. Click **Add Type In Item +**.

Screenshots



Search and Request • Shopping Cart



SciTrack Quick Guide – Type In Purchases (Version 3.2)

2. Enter item details

- A. Complete mandatory fields (*).
- B. **Add the CAS number when buying a chemical.**
There is an additional confirmation box users must acknowledge for each item.
- C. Type **quote** numbers or other information to be sent to the supplier in the External Note field.

Quotes: If you have a quote, you can enter this number into the External Note field for the first item in the cart only. External notes will not be sent to the supplier for other cart items.

- D. If an item is restricted or hazardous, the appropriate field should be set to “true” from the drop-down box. Otherwise leave these fields blank.
- E. Click **Save**.
- F. Click ‘Back To Cart’ once you are finished adding items.
 - Note only one supplier and currency can be used per cart.

Note:

- **Attachments:** You may attach a file to your cart but this **will not** be carried through to the purchase order. Any attachments for the supplier should be added to the STC request.
- **Currency** defaults to NZD.
- **Catalogue number** needs to exactly match the catalogue number provided by the supplier. If not available, use N/A.

Search and Request: Add Type In Item

Back To Cart ← **F** **E** Save

Product Name *
Maximum of 250 characters

Supplier * Catalog # *
Maximum of 250 characters

Order Qty *
- 1 1 + 1 **A**

Pkg Quantity * Pkg UoM *
Value >= 0

Price * Total Price
Value >= 0 0.00 NZD

Number Units/Item *
- 1 1 + 1

Currency *
NZD - New Zealand Dollar

CAS # MDL #
Maximum of 25 characters Maximum of 32 characters

Attachment
Browse ...

Attach Structure
Browse ...

Internal Note
Maximum of 4000 characters

External Note
Maximum of 4000 characters **C**

A CAS number has been provided if this is a pure chemical * **B**

A.1.Account_Code

A.2.Product_Code

A.4.Additional_Note

B.1.MPI_Restricted **D**

B.2.Controlled_Drugs

B.3.Radioactive_flag

B.4.Toxic_Gas(2.3)

B.5.Reactives(4)

B.6.Highly_Toxic(6.1 PG 1)


CWC

Environmental Toxin

SciTrack Quick Guide – Type In Purchases (Version 3.2)

3. Review shopping cart

A. Optional – these are click icons to **Delete**, or **Edit Item**, see similar materials in stock, or view SDS. See the appendix for a description of each icon.

B. Complete any required actions as indicated by the exclamation mark  (see Matching Materials section on the next page).

C. **Select the correct material class.**

Choosing a material class



If an item has not been purchased before, you must select an appropriate Material Class before clicking Proceed to Checkout. These are the classes to choose from:


| Class | Examples |
|------------------------------|---|
| Chemical | Single chemical with a CAS number or a combination of hazardous chemicals. |
| Restricted biological | Restricted cell lines, animal tissue, or kits containing animal serum (e.g. ELISA kits with BSA), usually imported from overseas. |
| Other non-hazardous | Lab equipment, unrestricted antibodies, sterile growth media, saline solutions, non-hazardous buffers |





- ➔ If you don't select a class, it will default to **Chemical/Restricted Biological** and require a barcode.
- ➔ Items classified as **Other non-hazardous** will not require barcodes during receipting.
- ➔ Items classified as **Chemical** or **Restricted Biological** will require barcodes by default during receipting (but DLPs can override this if necessary).
- ➔ Material classes can be changed by editing the material in Material Search. *Please see the Quick Guide 11. Creating Materials and Containers for instructions.*


D. When finished, click Proceed to Checkout (available when all required actions have been completed).



Search and Request • Shopping Cart

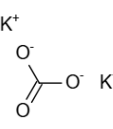

 1
 Empty Cart 
 Add Type In Item +
 Proceed To Checkout >>



Type In 

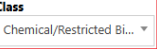




 Ethanol 99.9% dried


 Class: Chemical/Restricted Bi...
 Supplier: DKSH New Zealand Limited
 Catalog #: ETOH-99.9-1L
 Package: 1 L
 Order Qty: 1
 Price: 25.00 NZD
 Total Price: 25.00 NZD



 Potassium Carbonate Anhydrous


 **Warning**
 Class: Chemical/Restricted Biolog...
 Supplier: DKSH New Zealand Limited
 Catalog #: K2CO3-ANHYD-500g
 Package: 500 G
 Order Qty: 1
 Price: 15.00 NZD
 Total Price: 15.00 NZD



 Purple Box with 16 slots



 Class: Chemical/Restricted Bi...
 Supplier: DKSH New Zealand Limited
 Catalog #: PRPLBX-16SLT-1BX
 Package: 1 BOX
 Order Qty: 1
 Price: 10.00 NZD
 Total Price: 10.00 NZD

SciTrack Quick Guide – Type In Purchases (Version 3.2)




Matching Materials

If your item can be matched to multiple materials, you will be prompted to choose the most suitable material before submitting the cart.

First click the exclamation icon  next to item name. Then click the wrench icon.

- Select the most accurate material match by selecting the radio button next to the material name. Then click **Select** to complete the matching process.
- For chemicals, ALWAYS select a material with a CAS number. Usually, the one with the most hazard signs is the right one!
- If no suitable match is shown, you can try searching for something more appropriate.
- Otherwise tick “**No Suitable Match Listed, Create Material**”. Please do not to choose this option for anything with a CAS number, unless you have no choice.

Actions Required

 Item matches multiple materials.

Close

Match Material -

CAS # 64-17-5

Warning

Search Terms

Search

☐ No Suitable Match Listed, Create Material

☒ Ethyl alcohol, Pure



64-17-5

MFCD00003568

Danger

Controlled

Hazardous

☐ ETHANOL ABSOLUTE ANALAR NP ACS/R.PE

64-17-5

MFCD00003568

☐ ETHANOL GRADIENT GRADE FOR LIQUID CHROMA

64-17-5

MFCD00003568

☐ Ethanol 200 proof (absolute) for analytical use

64-17-5

MFCD00003568

Close

Select ✓

SciTrack Quick Guide – Type In Purchases (Version 3.2)

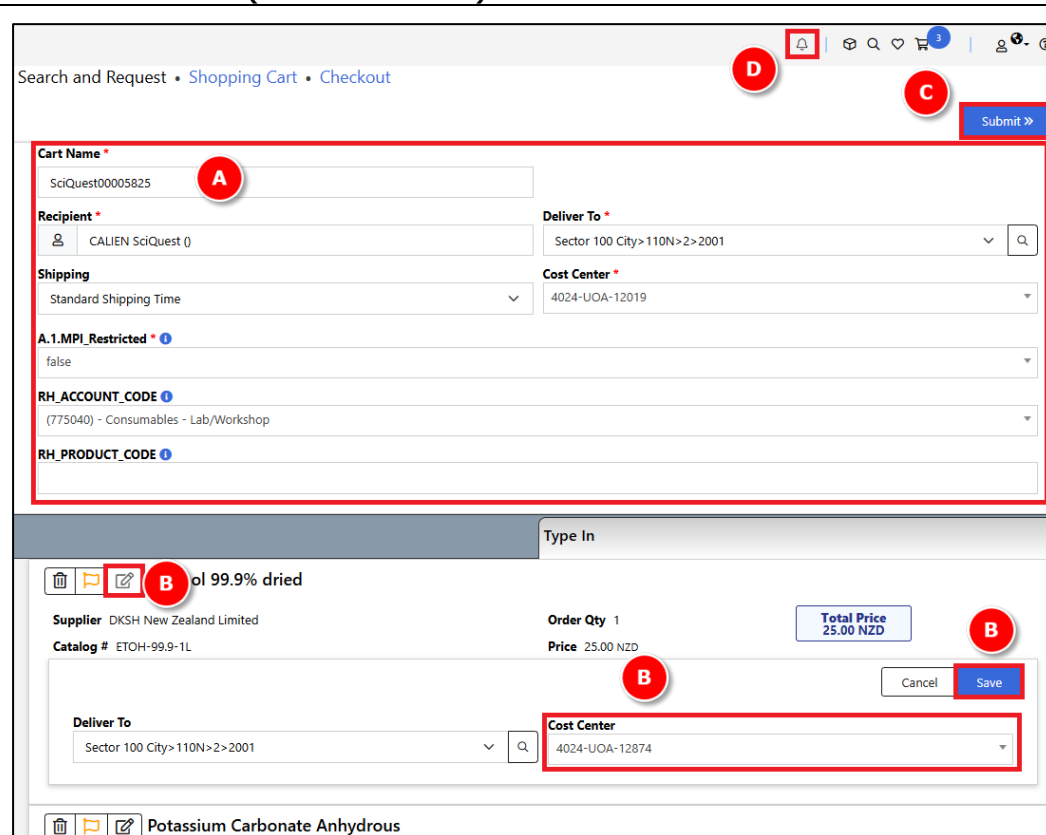
4. Checkout and Submit

- A. Complete the fields (refer to Appendix).
 - **IMPORTANT:** Please do not change the Cart Name from the default
- B. Optional: you may choose a different cost centre for each line item. The 'Cost Center' selected in the header field (A) applies to all line items unless a different cost centre is selected for the line.
 - Click the pencil for the line item to display more fields
 - Choose another cost centre from the drop-down list
 - Click **Save**
 - Note: Only cost centers owned by the recipient of the cart can be selected. Cost centers of other recipients cannot be used on the same cart.
- C. Click **Submit**.
- D. A notification will be generated with a pdf report of your cart.

Click the notification bell, then open the report by clicking 

Tip:

To change the **recipient** name: In the Checkout screen, click on your name in the Recipient field. Then type **either** the first or last name of the recipient (not both!). Wait a moment, then click the correct one.



The screenshot shows the SciTrack Checkout interface. At the top, there are navigation links: Search and Request, Shopping Cart, and Checkout. A notification bell icon is highlighted with a red circle and labeled 'D'. The main form contains several fields:

- Cart Name ***: SciQuest00005825 (labeled 'A')
- Recipient ***: CALIEN SciQuest ()
- Deliver To ***: Sector 100 City>110N>2>2001
- Shipping**: Standard Shipping Time
- Cost Center ***: 4024-UOA-12019
- A.1.MPI_Restricted ***: false
- RH_ACCOUNT_CODE**: (775040) - Consumables - Lab/Workshop
- RH_PRODUCT_CODE**

 Below the form, there is a 'Type In' section for a line item:

- Item**: 99.9% dried (labeled 'B')
- Supplier**: DKSH New Zealand Limited
- Catalog #**: ETOH-99.9-1L
- Order Qty**: 1
- Price**: 25.00 NZD
- Total Price**: 25.00 NZD (labeled 'B')
- Buttons**: Cancel, Save (labeled 'B')
- Deliver To**: Sector 100 City>110N>2>2001
- Cost Center**: 4024-UOA-12874 (labeled 'B')
- Item Name**: Potassium Carbonate Anhydrous

5. DLP approval

- **IMPORTANT:** Carts that are not created by DLPs require DLP approval before they can be processed by the purchasing team. Please **email your cart name to your DLP** who can approve the order in SciTrack.
- **DLPs please see the SciTrack Quick Guide "8. DLP cart approval and submit" for instructions.**

SciTrack Quick Guide – Type In Purchases (Version 3.2)

6. DLPs Submit carts to purchasing

- A. Submit the request to the Shared Transaction Centre through e-Quote Purchase Order Requests.
 - a. Go to the e-Quote request form:
<https://www.forms.auckland.ac.nz/en/staff/financial-services/e-quote-purchase-order-request.html/>
 - b. Enter **cart name** into the **SciTrack cart name** field (e.g. Boyd00043128).
 - c. Attach supporting documentation for the supplier where required, e.g. MPI import permit.
 - d. You can put a quote number into the Supplier notes field here.

[Home](#)
[Search Results](#)
[Submit a request](#)
[My requests](#)

Submit a question to our service team

Service *

Shared Transaction Centre (STC) ▼

Request to Purchase ▼

e-Quote Purchase Request /SciTrack ▼

[To submit a request,CLICK HERE](#)

Select supplier

SciTrack ▼

Do you have a cart name or a replenishment number?

☒ SciTrack cart name
 ☐ SciTrack replenishment request number

SciTrack cart name

Note:





- To view or edit a cart after clicking Submit, please see the SciTrack Quick Guide “7. Edit carts, track carts and reorder”.

SciTrack Quick Guide – Type In Purchases (Version 3.2)

Appendix:

| Field Name | Description |
|------------------------|---|
| Recipient* | <p>The recipient is the person who the item will be addressed to. Only staff members are allowed to be the recipient.</p> <p>Note – the ownership of all barcoded items must be transferred to the Principal Investigator once the items are received. The Principal Investigator owns the ordered materials and has health and safety accountability under the Health and Safety at Work Hazardous Substances Regulations and the University Health, Safety and Wellbeing Policy.</p> |
| Deliver To* | The delivery location will default based on the building you choose as the delivery location. This is the main inwards goods or delivery point for the building. For example, if you pick room 502-201 as the delivery location, the PO will default to the delivery address for building 502 which is 501-B33, 85 Park Avenue. |
| Cost Center* | The Cost Centres displayed are those assigned to the Recipient. If a recipient's codes are missing, please create a Staff Service Centre ticket to update SciTrack cost centres. |
| MPI Restricted* | This will apply to all items in the cart unless MPI Restricted has been selected at the individual line item level. This should be TRUE for any restricted biologicals. |
| RH_PRODUCT CODE | Optional: Enter the product code associated with the grant, e.g. A76x. Do not use this field for any other codes please |
| RH_ACCOUNT CODE | <p>Select the GL Account code this order will be charged to.</p> <p>➤ IMPORTANT: When using a PReSS account, you must select the RH_ACCOUNT_CODE of 312775</p> |

Shopping Cart Icons:

| | | | |
|--|--|---|---|
|  | View warnings and Codes of Practice associated to the material. A link to a COP is given only for high-risk materials. |  | Click to see what action is required to submit your cart. Click the Fix button  to take action. |
|  | View similar items that already exist in the inventory. |  | Click to check status of DLP approval. If status shows "Pending ERM Approval", you need to ask a DLP to approve the item after you submit the cart. If you are a DLP, your carts will not require DLP approval. |