



Waipapa  
Taumata Rau  
**University  
of Auckland**

# Applying for your student visa as a **NEW** student

Te Papa Manawa Ora | Campus Life  
Operations | Student & Academic Services



14 May 2025



Juliane Adamietz | Student Engagement Coordinator

# Karakia



**Karakia** is a prayer/saying/blessing that is said to invoke spiritual guidance and protection.

Karakia increase the spiritual goodwill of a gathering, bringing us all together to begin the day.

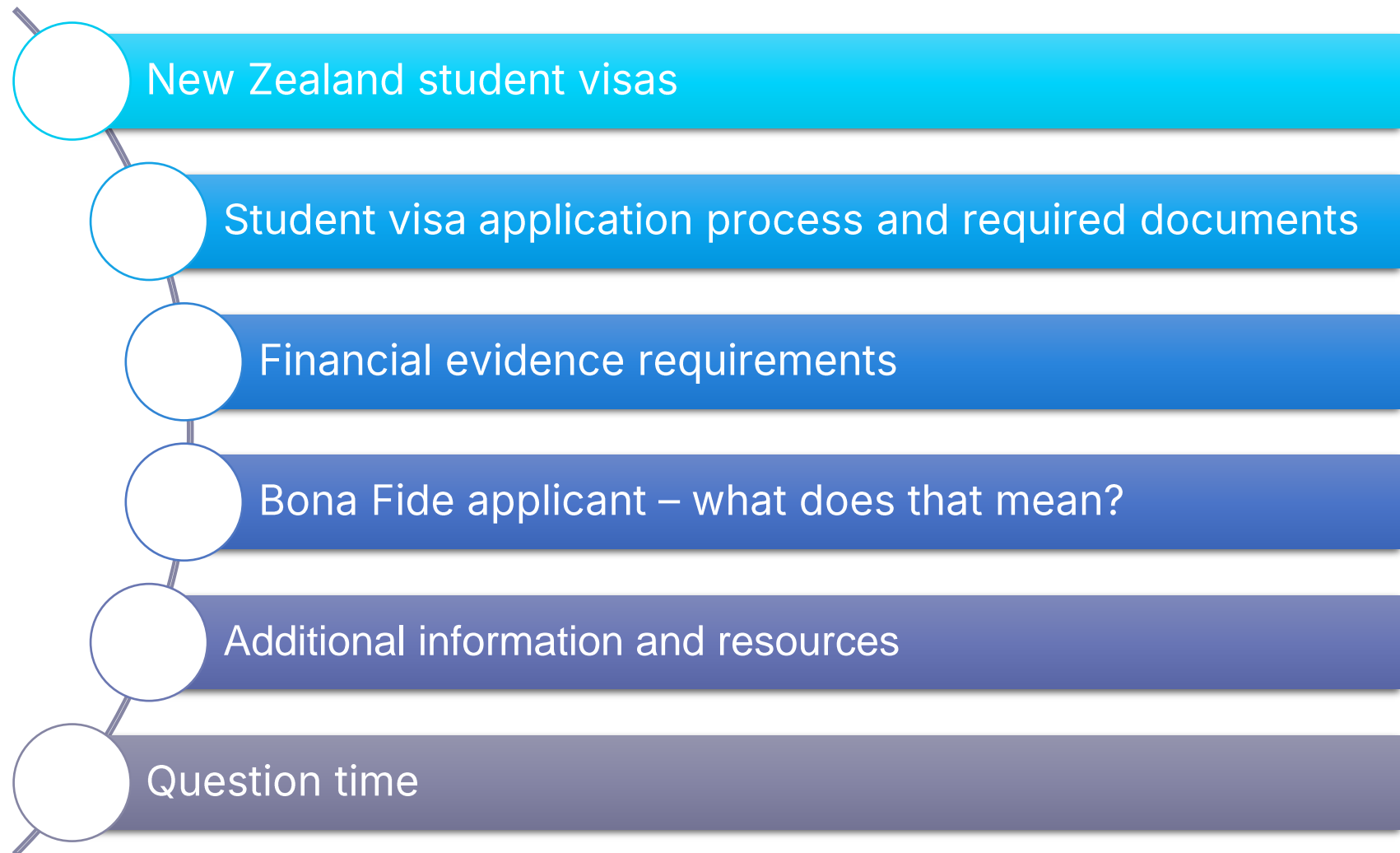
Kia hora te marino  
Kia whakapapa pounamu te moana  
Hei huarahi mā tātou i te rangi nei  
Aroha atu, aroha mai  
Tātou i a tātou katoa

May peace be widespread  
May the sea be like greenstone  
A pathway for all of us this day.  
Let us show respect for each other, for one another.  
Bind us all together

# Housekeeping

- You can ask questions using the Q&A feature
- We answer the questions in the Q&A window or live during the webinar
- You can upvote/like questions if you have a similar question as others
- Be respectful towards our staff
- This webinar is being recorded, and you will be able to watch it again in a few days on our website
- A downloadable version of this presentation will also be made available in the next few days
- We will email both links to you
- Please note that this webinar gives a general overview of the process of applying for your student visas. We are unable to discuss individual cases in-depth in this webinar

## Session overview



# New Zealand student visas

- Types
- Application process
- Documents required

## Fee-paying student visa

- Up to four years of full-time study
- Students need to pay the full cost of their study programme, whether by themselves or with the help of family members, scholarships, or others

## Foreign government supported student visa

- Students have a foreign government loan or scholarship
- Student's government must have an education agreement with New Zealand and provide a letter setting out the terms of their support, which must:
  - Agree to pay education provider for tuition fees
  - Agree to pay students' living expenses
  - Confirm students are of good character

## Exchange student visa

- Students are outside New Zealand
- Have been accepted into an approved student exchange scheme

## Pathway student visa

- Up to five years and study up to three courses consecutively on a single student visa
- For instance, students have the flexibility to follow a pathway programme, progressing from a foundation level to a bachelors degree, or pursue academic English courses followed by degree studies within this timeframe



# Fee Paying Student Visa

*Apply for this visa to study full-time in New Zealand. You will need to pay the full cost of your courses and enrol with an approved education provider.*

**APPLY ONLINE**

## **Length of stay**

Up to  
4 years

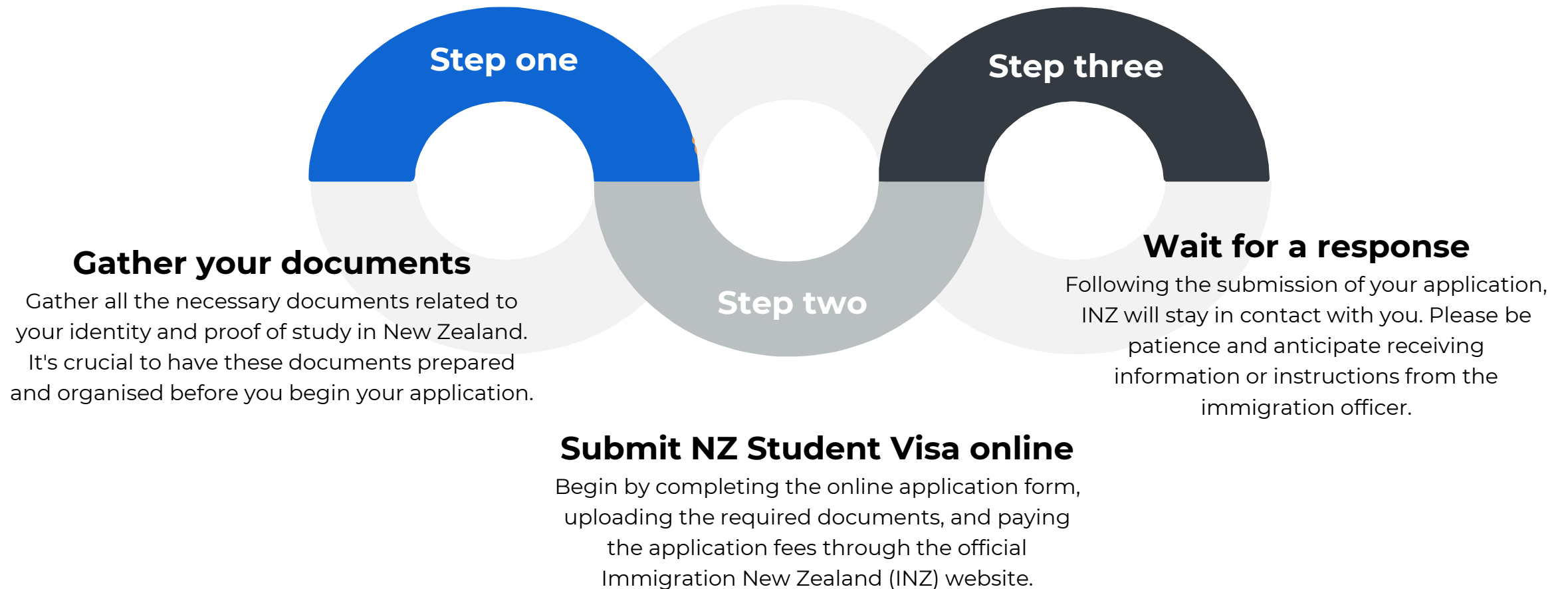
## **Cost**

From  
NZD \$750

## **Processing time**

80% within  
4 weeks

## Student visa application process





# Preparing your documents

## Provide the following information with the application

- An unconditional offer from a NZ education provider
- A copy of the passport
- Tuition fee evidence
- Proof of sufficient funds
- Evidence of health and character

## Supporting information

- A cover letter/statement of purpose (SOP)
- Evidence of English language ability

## Student visa checklists

- [Student visa application checklist – first-time international students](#)



# Financial evidence requirements

# Financial planning

Demonstrating your financial capability is an essential and one of the most vital components of a visa application.







# Tuition fees

Students must provide evidence that they have paid the tuition fees for the first year of study. Students can provide the following evidence.

- Letter from approved education provider showing fees are paid or that students don't have to pay fees
- Evidence students have a scholarship from their education provider.



## Tips

- For applications processed outside New Zealand, evidence of payment is not required until after the application has been approved in principle (AIP).
- If students study a single programme for more than one year, they must provide evidence they have enough money to pay tuition fees for the first year of study, and also how they will pay their tuition fees for subsequent years.

## Providing evidence of funds

### Option One

- Money held by you or on your behalf

### Option two

- Evidence of a scholarship

### Option three

- Documents that show your living costs have been paid
- E.g., for a school homestay where you will live with a local family while you study

### Option four

- 'Sponsorship Form for Temporary Entry'
- Must be completed by NZ citizen, a NZ residence class visa holder or a NZ organisation

### Option five

- A completed 'Financial Undertaking for a Student' form.

## Tips

- If you study for more than one year, you **must** provide evidence that you have enough money to support yourself for your first year and show how you will pay your living costs for the following years.
- Evidence of how you will pay for the following years must be money you can access while you are in New Zealand such as savings or family income.




# Bona Fide applicant – what does that mean?

# Cover letter and Statement of Purpose



**Writing a Statement of Purpose (SOP) is an essential part of your application.**

**This document should include:**



1. An outline of your study plans
2. An idea of what you want to do once you have finished your study
3. Reasons why you chose this education provider and programme
4. Academic background
5. Information about what you were doing during any gaps in your recent education or work history
6. Details of how you are paying for your study, including:
  - A summary of the evidence you are providing with your application and where this money has come from. It must show that this money is genuinely available for you to use while you are in NZ
  - An explanation of how you will pay for your future years if you plan to study in NZ longer than one year – we call this a payment plan
  - If you are supported by a financial guarantor or sponsor, explain how you are related to them

**This statement should reflect a genuine desire to pursue education and personal development, detailing how the chosen programme aligns with your career goals and aspirations. Be sincere and concise.**





# Health and Character

Depending on how long you plan to stay in NZ and the countries you have previously spent time in, you may also need to provide evidence of your health and character.

## Character

- You must be of good character
- You may need to provide police certificates as proof of your good character if you are aged 17 and over, and will stay in New Zealand for more than 24 months (this includes any time you have already spent in NZ), you must provide police certificates from:
  - your country(s) of citizenship
  - any country(s) you've spent more than five years in since turning 17.



## Health

- You must be in good health
- You may need to have a chest x-ray, a medical examination or both as proof of your good health.
- Full fee-paying students don't usually need to provide a medical certificate (except for PhD students)
- You will need to get a chest X-ray if you're from, or have spent time in a country where Tuberculosis (TB) is common.



# English language proficiency



Provide evidence of English language ability – the same evidence that you provided to the intended education provider

**Note:**

- Evidence of English language proficiency can be a very good indicator of how the student will manage the requirements of an NZ programme that is taught in English
- If your education provider waived English requirements, explain it in your cover letter.
- Pearson Test of English (PTE) – INZ will need access to confirm your results



# Additional information and resources





# Advantages of a NZ student visa

**Student with a valid student visa has the following work rights:**

- Work up to 20 hours per week
- Full-Time work during summer/scheduled vacations
- Master by research and PhD students have unlimited full-time work rights during study

## **Post-Study Work Visa**

- Depending on the level of your qualification, the visa is valid for 1,2 or 3 years



## Partner of the student visa holder

- Partners of Masters and PhD students are eligible for an open work visa
- Partner of students studying Level 7 or 8 qualifications that are specified on the Green List or the List of qualifications eligible for a post-study work visa are eligible for open work visas.
- If partners of students are on an open work visa, their dependents can enrol in any public school (though some schools may have zoning requirements) and pay domestic tuition fees, but they must apply for and be granted a 'dependent student visa'

## Processing times and when to apply

Most student visa applications for university students are processed within four weeks if a complete application has been submitted:

- Check your application status regularly in the INZ portal
- Check your email regularly; INZ may ask for further information by email

We recommend applying **four months in advance** of your intended travel, but this will not be possible for everyone.

There is no deadline for your application, but you should allow at least eight weeks for visa processing.




- [Why some visa applications take longer to process than others](#)
- [Visa processing times for international students](#)




## Translations of documents

- Ensure supporting documents are translated into English
- Providing English translations of supporting documents means INZ can process your application faster
- [Providing English translations of supporting documents](#)



## Choosing a programme and institution

- Choosing the right programme and institution is crucial
- Make sure your selected institution is accredited and offers programmes aligned with your academic and career goals
- Your choice will not only shape your academic journey but also play a role in your visa application process





## Visa information

Find out how to apply for your student visa with step-by-step instructions, facts about Post-study work visa regulations and other useful information relating to your immigration status.



Apply for a student visa outside New Zealand >

Apply for a student visa in New Zealand >

Student visa applications for PhD and Doctoral candidates >

Post-study work visa >

Evidence of your visa >

Frequently Asked Questions >

Visa Info sessions >



### Student visa applications outside New Zealand

Find out how to submit your student visa application if you are outside New Zealand.

Discover more >



### Student visa applications in New Zealand

Guidelines for international students in New Zealand about submitting your student visa application.

Get started >



### Student visa applications for international PhD students

Step-by-step information for international PhD candidates to submit your student visa application.

Check it out >



### Work after study

If you want to stay in New Zealand to work after your studies, you need to fulfill all the requirements.

Discover more >



### Visa evidence

You have to supply evidence of your visa to the University so we know you are eligible to study.

Submit your visa >



### FAQ about visas

We collated a series of questions and answers to help you understand the visa process.

Get the answers >

[www.auckland.ac.nz/visa-information](http://www.auckland.ac.nz/visa-information)



### New students outside New Zealand

Follow these useful steps to submit your student visa application if you are a new student outside New Zealand.

[Check it out >](#)



### New students in New Zealand


Get detailed instructions about how to apply for a students visa in New Zealand when being a new student at the University of Auckland.

[Read more >](#)



## Student visa information sheet: first-time international students

Updated January 2024



[www.auckland.ac.nz/visa-information](http://www.auckland.ac.nz/visa-information)

## NZeTA, visitor and working holiday visas

- If you study a programme that **is longer than three or six months in total** (applies to most University programmes), you should wait to enter New Zealand on the appropriate student visa.
- If you travel to New Zealand visa-waiver or on a visitor visa with the intent of applying for a student visa onshore, you may not be considered a genuine visitor which may result in problems with future visa applications
- You will not be able to start your studies until you have a visa with the appropriate study conditions, which may mean a delay and issues with access to university services
- If in doubt contact Immigration New Zealand





# In need of assistance



Email: [int-questions@auckland.ac.nz](mailto:int-questions@auckland.ac.nz)



[www.immigration.govt.nz](http://www.immigration.govt.nz)




You can contact INZ for general information:  
6am-10pm NZT, Monday to Friday, excluding NZ public holidays

- Toll-free from NZ landline only: 0508 558 855
- **Rest of the world:** +64 9 914 4100



## What's next

- **Accept your unconditional offer** by the deadline
- **New student emails** – will be send to you with valuable information to give your studies the best start
- **Prepare your visa application** as soon as possible
- Arrive in Auckland in time for **Orientation**:
  - Week prior to term start
- Check out any **additional resources**



## Additional resources

- [www.auckland.ac.nz/international-student-support](http://www.auckland.ac.nz/international-student-support)
- [www.auckland.ac.nz/visa-information](http://www.auckland.ac.nz/visa-information)
- [www.immigration.govt.nz](http://www.immigration.govt.nz)
- [Student visa application checklist - new international students](#)
- [Student visa guide](#)
- [Students who are under 18 years of age at start of term](#)
- [New Zealand Immigration Advisers Authority](#)

## Contact us:

- [int-questions@auckland.ac.nz](mailto:int-questions@auckland.ac.nz)
- Include your **Student ID** in your email

# Disclaimer

- The slides provided are for informational and educational purposes only.
- The information included in these slides is current as of **14 May 2025** and is subject to change.
- The instructions that apply will be determined by the date on which you submit your visa application.
- For the most up-to-date and accurate information, please refer to the Immigration New Zealand website at [www.immigration.govt.nz](https://www.immigration.govt.nz). This website should always be your primary source for correct and current information.
- Feel free to reach out to Immigration New Zealand for any visa enquiries.
- If you find yourself uncertain about your immigration situation, seeking advice from a [Licensed Immigration Adviser](#) or lawyer is also an option. Community Law Centres may be able to assist you, depending on your circumstances.

# Karakia



**Karakia is a prayer/saying/blessing that is said to invoke spiritual guidance and protection.**

**Karakia increase the spiritual goodwill of a gathering, bringing us all together to begin the day.**

**Kua tae te wā mō te whakairi te kete.**

**I te kete kōrero, i te kete whakaaro.**

**Hei tiki atu anō mā tātou.**

**Pou hihiri.**

**Pou rarama**

**Pou o te whakaaro**

**Pou o te tangata**

**Pou o te aroha**

**Te pou e here nei i a tātou**

**A haumi e, Hui e, Taiki e!.**

The time has come to gather one's thoughts

The kit that contains discussion, and thought of the day

So that we may use again as future enlightenment

Ideology

Values enlightenment


Innovative thinking

Human support

Support affection charity

The values which bind us together. It is complete





Waipapa  
Taumata Rau  
**University  
of Auckland**

**Ngā mihi mō ngā tau kei mua i te aroaro**  
**Good luck for the future**

See you soon in Auckland!