



Waipapa
Taumata Rau
**University
of Auckland**

Preparing for life & study in Aotearoa New Zealand

Te Papa Manawa Ora | Campus Life



12 May 2025



Juliane Adamietz | Student Engagement Coordinator

Karakia



Karakia is a prayer/saying/blessing that is said to invoke spiritual guidance and protection.

Karakia increase the spiritual goodwill of a gathering, bringing us all together to begin the day.

Kia hora te marino
Kia whakapapa pounamu te moana
Hei huarahi mā tātou i te rangi nei
Aroha atu, aroha mai
Tātou i a tātou katoa

May peace be widespread
May the sea be like greenstone
A pathway for all of us this day.
Let us show respect for each other, for one another.
Bind us all together

Housekeeping

- Ask questions using the Q&A feature. We answer the questions in the chat window or live during the webinar
- This webinar is being recorded, and you will be able to watch it again in the next few days on our website
- A downloadable version of this presentation will also be made available in the next few days
- We will email both links to you



Te re Māori



- Kia ora - Hello/welcome
- Aotearoa - New Zealand
- Tāmaki Makaurau – Auckland
- Waipapa Taumata Rau - University of Auckland
- Kai - Food
- Whānau - Family
- Mahi - work



Session overview

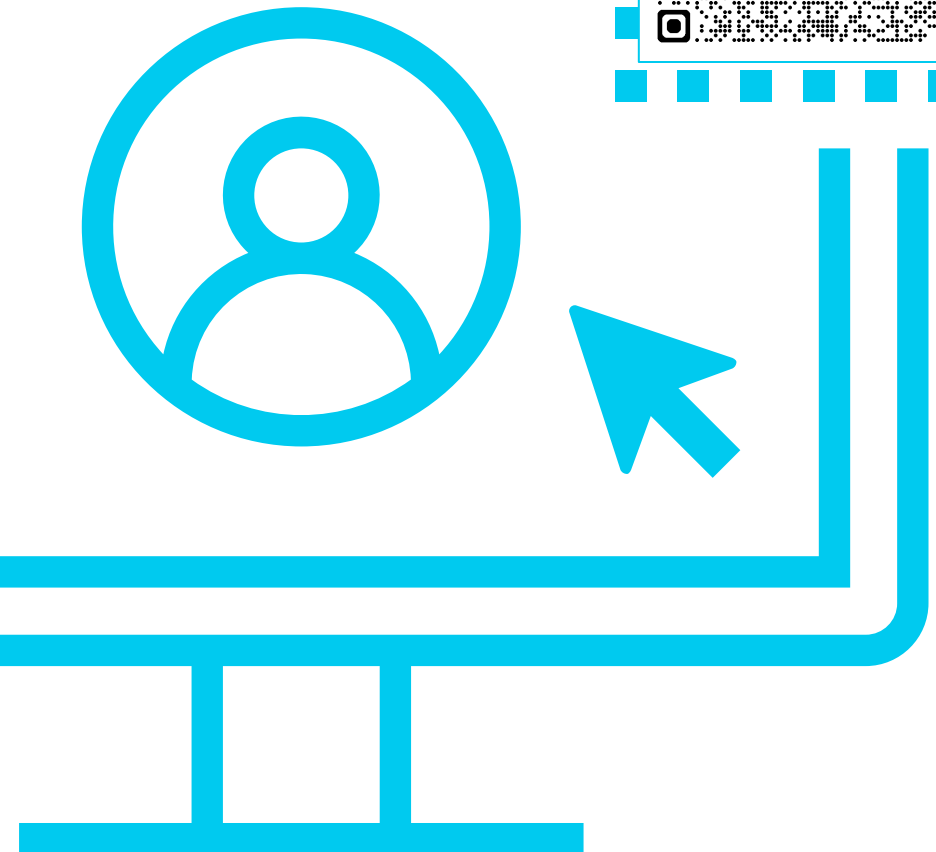


Preparations for departure

Student visas

- You need an appropriate visa to enter and study in New Zealand
- Submit your visa application through the Immigration New Zealand Online portal
- Apply early to ensure processing is completed in time for you to be in New Zealand by start of semester, preferably orientation week
- Majority of students will apply as "fee paying" student visa category
- Use our step-by-step guides for instructions and required paperwork

For a comprehensive session about visa applications, join our webinar on Wednesday 14 May!



NZeTA, visitor and working holiday visas

- If you study a programme that **is longer than three or six months in total** (applies to most University programmes), you should wait to enter New Zealand on the appropriate student visa.
- If you travel to New Zealand visa-waiver or on a visitor visa with the intent of applying for a student visa onshore, you may not be considered a genuine visitor which may result in problems with future visa applications
- You will not be able to start your studies until you have a visa with the appropriate study conditions, which may mean a delay and issues with access to university services



Visa information

Find out how to apply for your student visa with step-by-step instructions, facts about Post-study work visa regulations and other useful information relating to your immigration status.



Apply for a student visa outside New Zealand >

Apply for a student visa in New Zealand >

Student visa applications for PhD and Doctoral candidates >

Post-study work visa >

Evidence of your visa >

Frequently Asked Questions >

Visa info sessions >



Student visa applications outside New Zealand

Find out how to submit your student visa application if you are outside New Zealand.


Discover more >



Student visa applications in New Zealand

Guidelines for international students in New Zealand about submitting your student visa application.

Get started >



Student visa applications for international PhD students

Step-by-step information for international PhD candidates to submit your student visa application.

Check it out >



Work after study

If you want to stay in New Zealand to work after your studies, you need to fulfill all the requirements.

Discover more >



Visa evidence

You have to supply evidence of your visa to the University so we know you are eligible to study.

Submit your visa >



FAQ about visas

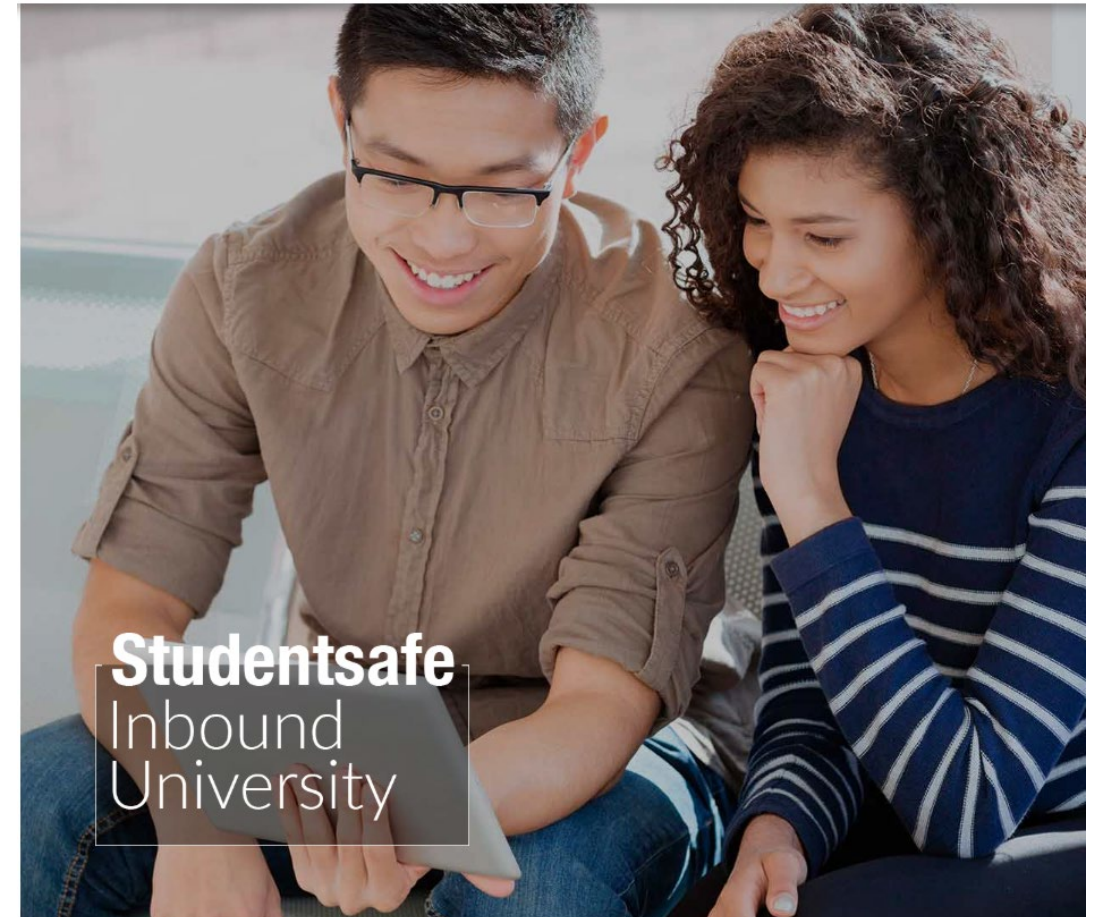
We collated a series of questions and answers to help you understand the visa process.

Get the answers >

www.auckland.ac.nz/visa-information

Health and travel insurance


- You will automatically be charged with insurance when you enrol in your courses
- You are required to pay the insurance fee together with your tuition fees
- Your Student ID number is also your insurance number
- Insurance **cover usually starts 31 days prior to the start of term**, including transit from your country of origin to New Zealand



Pre-existing medical conditions



- You are **not** automatically covered for pre-existing medical conditions
- Refer to the [policy document](#) to know what is considered a pre-existing medical condition
- To receive additional cover for pre-existing medical conditions you need to submit a Medical Risk Assessment form; deadlines apply




[Pre-existing medical conditions](#)

Family insurance



- You can add immediate family member(s) such as your child, children or spouse to your Studentsafe Inbound University policy at an additional cost
- Deadlines apply – usually second Friday of the term
- **Reapply each new enrolment term**



[Family insurance](#)

Health and travel insurance



- Insurance at the University of Auckland >
- Studentsafe University policy >
- Family insurance >
- Insurance waivers >
- Making an insurance claim >
- Pre-existing medical conditions >
- Change in circumstances >
- Travelling overseas >
- Offshore student insurance >



Insurance at the University of Auckland

All international students must have health and travel insurance while studying in New Zealand. These guidelines apply to international students only.

[Discover more >](#)



Studentsafe University policy

Find out detailed information on the University's insurance policy for international students.

[Find out more >](#)



Insurance waivers

You may be eligible for an insurance waiver if you already have an alternative insurance policy.

[Check it out >](#)



Making an insurance claim

Follow these simple steps to lodge a Studentsafe Inbound Insurance claim.

[See how >](#)



Family insurance

Learn more about adding your family to your Studentsafe Inbound University Insurance policy.

[Learn more >](#)

Studentsafe
Medical & Travel Insurance

**Inbound
University**



Medical and travel
insurance cover for
international students
studying at a university
in New Zealand

Effective from 1 November 2024

www.insurancesafenz.com

InsurancesafeNZ


Brought to you by: Marsh

www.auckland.ac.nz/is-insurance

Accommodation options

University managed accommodation

- Catered halls for our first-year students
- Self-catered residences which offer an independent lifestyle
- Peace of mind and close to the University



Non-university accommodation

- Renting a studio or apartment
- Flat sharing or 'flatting'
- Hostel facilities
- Homestay and host families

Temporary accommodation

There may be a situation where you will need to book some temporary accommodation before moving into something long-term.

You have different options to book in advance:

- Hotel or motel
- Hostel or backpackers
- Bed and breakfast



When choosing to stay in non-university managed accommodation, we strongly advise to:

- View the property **in person**
- Make sure you have a **written tenancy agreement**
- **Read** the agreement carefully **before** signing
- Ask questions if anything is unclear

[More info](#)

Packing your luggage

Clothing

- **Warmer months** (Nov-April): lightweight clothing, beach clothing and swimwear, sunhat, sunglasses
- **Cooler months** (May-Oct): Warm clothing, hat, scarf, gloves
- University students in NZ have a casual standard of dress
- Bring some smart clothing for formal events, presentations, or job interviews.



Medicine

- Ensure you have access to any prescription medication you need: **Bringing medicines into New Zealand**

When bringing prescription medication into NZ:

- Declare the medicine on your passenger arrival card
- Bring a copy of the prescription, or a letter from your doctor (in English)
- Keep the medicine in its original container
- Have no more than a 3 months supply

Appliances

- Electricity is supplied throughout NZ at 230/240 volts (50 hertz) and power outlets only accept flat two or three pin plugs.
- You will need an adaptor for any appliances you bring from home.
- You can buy this when you arrive or before you leave your home country.
- We recommend to buy small appliances (such as a hairdryer) when you get here rather than bringing them with you.



Customs and Biosecurity

Prohibited Items

NZ has strict laws on what you are permitted to bring into the country. Items that are prohibited/restricted include:

- Drugs (unless they have been prescribed to you)
- Firearms and weapons
- Flammable goods (such as gas cookers or lighters)
- More than NZ\$10,000 in cash (or the equivalent in a foreign currency)
- Animals or insects (alive or dead)
- Feathers, shells, plants, or flowers
- Fresh foods, including meat and fruit
- Some packaged goods, such as certain cheeses



Biosecurity

To keep the country free from pests and diseases, strict quarantine laws are in place at all New Zealand international airports.

You must:

- Declare all food, plants, and animal goods upon arrival
- Any camping equipment, hiking boots, or sports gear needs to be inspected
- Failing to declare biosecurity risk goods, even if by accident, can result in an instant NZ\$400 fine
- Ministry for Primary Industries has further information, available in several languages.



Arriving in Aotearoa New Zealand

- Your visa will already be checked when you board your flight to NZ
- Upon arrival in NZ ensure you have completed the **New Zealand Traveller Declaration** – the earliest you can start completing the form is 24 hours prior to commencing your trip
- Have all your important documents available either on your phone or printed – make sure you can access them in case you haven't got internet access
- You will clear Immigration first
- Once you have your luggage you clear customs and biosecurity
- Once that is complete you have entered NZ



Travelling to New Zealand?

You'll need to do a
**New Zealand Traveller
Declaration (NZTD).**

Start now



TravellerDeclaration.govt.nz

Te Kūwanatanga o Aotearoa
New Zealand Government

New Zealand
Traveller
Declaration | Whakapuakanga
Tangata Haere ki
Aotearoa

Airport transfers

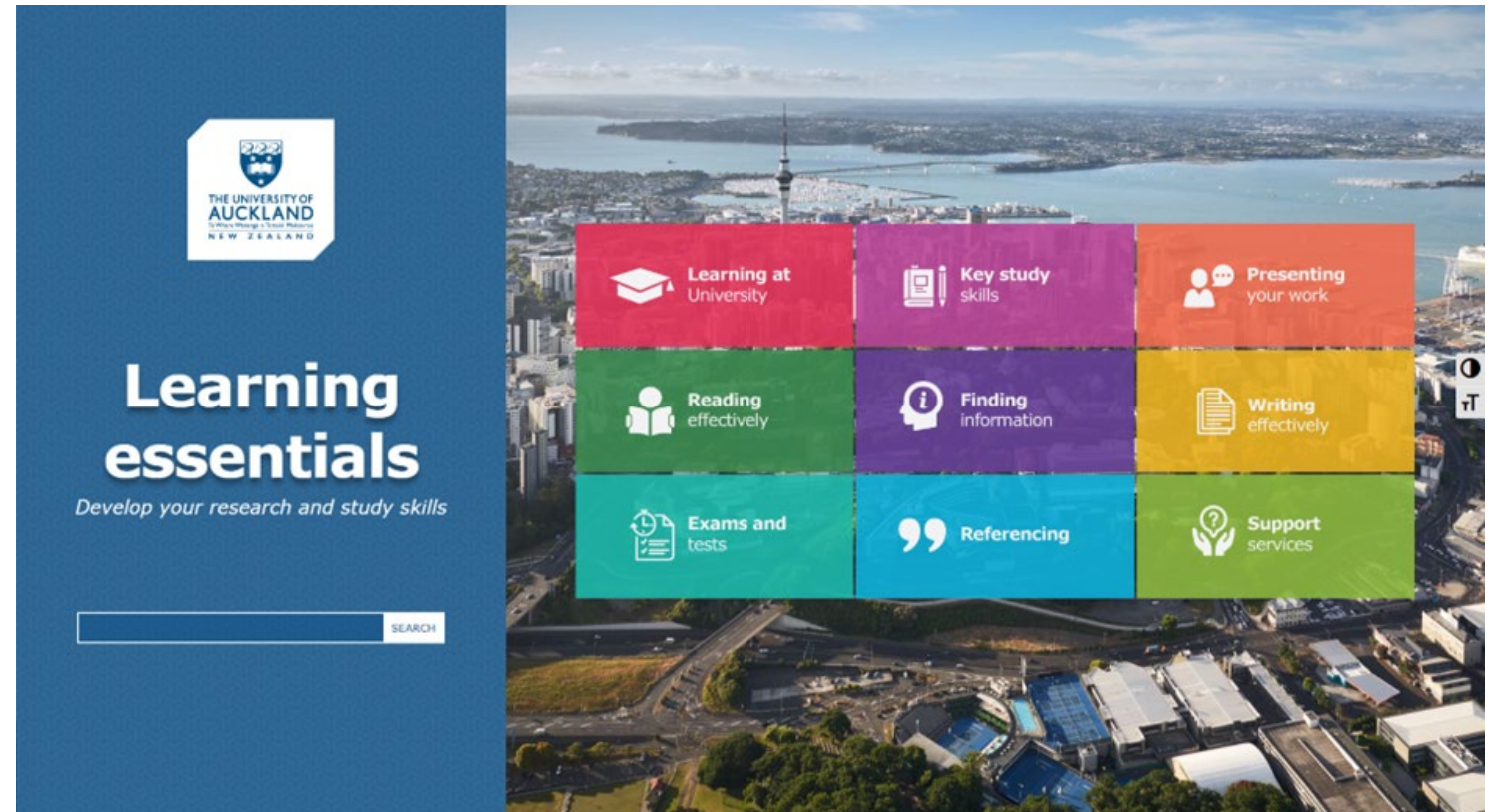
- Every [new](#) international student can book a free airport transfer to their accommodation in Auckland when they arrive for the first time
- The link to the booking form can be found in your admission email
- Once you have booked your flights and accommodation, book your transfer at least 5 working days in advance of your departure from your home country – [NZ public holidays](#) may delay the processing
- You will receive a confirmation email – please read it carefully; check your junk/spam folder



Navigating your study life

University learning environment

- Groups work on assessment tasks
- Lecturers provide some direction and will also expect independent work
- Think critically and creatively
- Class discussion are common – it is expected students add o them
- Ask questions if you are unsure about something – in class or during office hours
- Referencing is very important
- Using good academic English
- Explore the resources than assist you in achieving the above



www.learningessentials.auckland.ac.nz

Enrolment – new international students



- New international students do not need to be enrolled in their courses when applying for their student visa
- But you need to enrol early so you don't miss out on your desired courses
- You must be enrolled in at least **three courses (or a minimum of 45 points)** per semester, to be eligible for a student visa.
- Enrol in the full academic year if possible or as soon as enrolments open

How to enrol: www.auckland.ac.nz/enrol



Academic integrity

What is academic integrity?

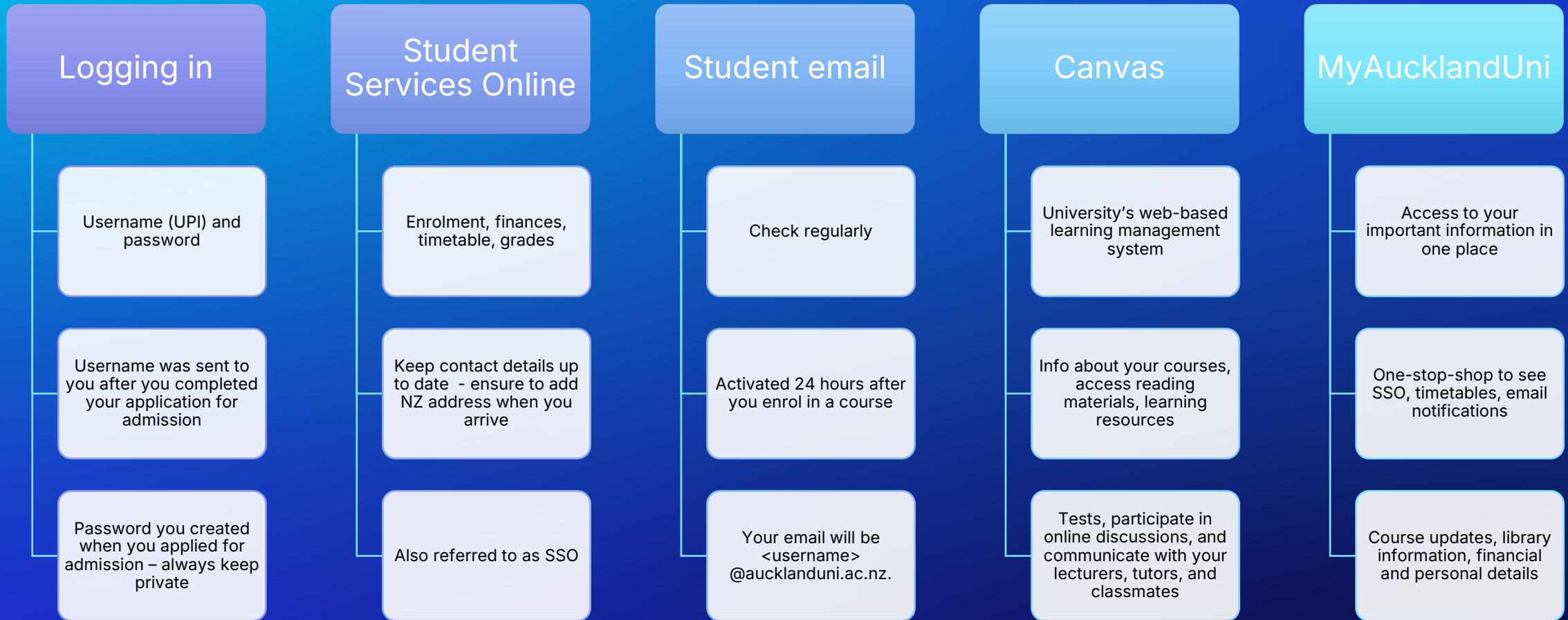
- Honesty that you have in your studies and assessments
- Key foundation to being a member of the University's academic community
- Having academic integrity shows that you respect the work of other people, such as their:
 - Ideas,
 - Words
 - Image
 - Code



Academic Integrity Course

- You are automatically enrolled into the online Academic Integrity Course or ACADINT A01
- You need to complete it in your first semester – it is compulsory for all new students
- The course is designed to increase your understanding of:
 - Academic integrity
 - University rules regarding academic conduct
 - How we manage academic misconduct

IT Essentials



Staying connected




Student support services

Visas & insurance support

Academic & learning support

Physical & mental wellbeing
support

Careers & employability support



Student Hubs

- Student information centre
- Course selection, enrolment, degree planning and structuring your studies.
- Advice with fees, transcripts, and visa enquiries.
- University support options, including connection to wellbeing, disability, and engagement services
- Library services and student IT support.
- Campus cards, AT Student Concessions



www.auckland.ac.nz/student-hubs

Campus Life



- Orientation week with dedicated sessions for international students
- More than 200 students run clubs, associations and societies on campus
- Buddy programme for international students
- Study spaces around campus
- State of the art wellness and recreation centre
- Social events
- Cafes and food court
- Childcare facilities



Life in Auckland and New Zealand



Transport options

Auckland Transport (AT)

- Auckland's public transport provider
- Buses, trains, ferries
- Buy and set up AT HOP card with student concession in the first few days after arrival
- Download the AT Mobile App



Other modes of transport

- Car
 - ensure you are holding a valid driver's licence, certain conditions apply to drive on an overseas licence → check [NZTA.govt.nz](https://nzta.govt.nz)
 - Familiarise yourself with the roads and weather conditions in NZ
- Bicycles and e-Scooters – wearing a helmet is compulsory
- Walking
- Auckland is very hilly

Banking, tax and employment

Opening a bank account in NZ – what you need?

- Passport details
- Proof that you are an enrolled student in New Zealand (e.g. Offer of Place or a student identity card)
- Proof of address (check with the bank directly what documents they accept)
- Your Tax Identification Number from your home country



Tax and employment

- Adhere to the work conditions in your work visa;
- Minimum wage: NZD\$23.50 per hour before tax
- If you want to work, you'll require an IRD (Inland Revenue Department) number, this will be your NZ tax code
- You can apply for one once you have opened a bank account and you need:
 - Passport details,
 - Most recent overseas tax number,
 - Your INZ Application Number (from your visa letter),
 - Your NZ bank account number and your name on the account

Exploring Auckland and New Zealand

- [Visit Auckland](#)
- [Heart of the City](#)
- [Our Auckland](#)
- [Auckland Regional Parks](#)
- [NauMaiNZ](#)
- [Tourism New Zealand](#)
- Visitor Information Centres ([i-Site](#))
- [Department of Conservation](#)
- [DriveSafe](#)



NauMai NZ

'Nau mai' is a Māori phrase of invitation and welcome.



**Your place for information on life as
an international student in New
Zealand.**

Information and suggestions to help you find your
way, connect with and explore your new home.


Get started



What's next

What's next

- **Accept your offer** by the deadline
- **New student emails** – will be send to you with valuable information to give your studies the best start
- Attend our **Visa webinar** this Thursday
- Arrive in Auckland in time for **Orientation**:
 - Semester Two: 16-18 July 2025
- Check out any **additional resources**



Additional resources

- www.auckland.ac.nz/international-student-support
- www.auckland.ac.nz/visa-information
- www.auckland.ac.nz/is-insurance
- www.auckland.ac.nz/student-hubs

Contact us:

- int-questions@auckland.ac.nz
- Include your **Student ID** when you email us

Karakia



Karakia is a prayer/saying/blessing that is said to invoke spiritual guidance and protection.

Karakia increase the spiritual goodwill of a gathering, bringing us all together to begin the day.

Kua tae te wā mō te whakairi te kete.

I te kete kōrero, i te kete whakaaro.

Hei tiki atu anō mā tātou.

Pou hihiri.

Pou rarama

Pou o te whakaaro

Pou o te tangata

Pou o te aroha

Te pou e here nei i a tātou

A haumi e, Hui e, Taiki e!.

The time has come to gather one's thoughts

The kit that contains discussion, and thought of the day

So that we may use again as future enlightenment

Ideology

Values enlightenment

Innovative thinking

Human support

Support affection charity

The values which bind us together. It is complete



Waipapa
Taumata Rau
**University
of Auckland**

Ngā mihi mō ngā tau kei mua i te aroaro
Good luck for the future

See you soon in Auckland!