



**UNIVERSITY OF  
AUCKLAND**  
Waipapa Taumata Rau  
NEW ZEALAND

---

# INFORMATION FOR GRADUANDS

**AUTUMN 2026**





TIMELESS

IMAGES



For your graduation attire



Hire or Buy online

[graduationplace.co.nz](http://graduationplace.co.nz)

100% OF PROCEEDS  
SUPPORTING THE VISION OF

---



[kateedgerfoundation.org.nz](http://kateedgerfoundation.org.nz)

# YOUR GRADUATION

Tēnā koutou katoa.

Nau mai haere mai ki te whakapōtaetanga ngahuru 2026 o Waipapa Taumata Rau.

I welcome all the graduands and their whānau, family and friends to the May 2026 graduation ceremonies and congratulate you on your success. This represents an important milestone for you and it is a time to celebrate.

We believe the skills and experiences you have gained at the University of Auckland will prepare you to achieve not just in today's world, but in the world of tomorrow. Learning is a lifelong journey in which there is no finish line. In a world where change is constant, so too are opportunities to apply and continue your learning.



The connections you have made while at University will stay with you throughout your lifetime. The University of Auckland alumni and staff will continue to be an important network for you. I encourage you to stay connected with the University wherever your future career takes you. The University would like to maintain links with you. It communicates consistently with its alumni and regularly holds alumni events in New Zealand and around the world. Please take the time to log on to the Alumni and Friends Website and keep in contact.

You should take pride in the fact that you have graduated from New Zealand's leading university. The University of Auckland will continue to serve you not only as a people network but also as a source of innovation and ideas, and a contributor to the economic growth of New Zealand.

I wish you all the best for the future.

Ngā mihi nui ki a koutou

A handwritten signature in black ink that reads "Cecilia Tarrant". The signature is written in a cursive, flowing style.

Cecilia Tarrant  
Chancellor

# Contents

Ceremony Schedule . . . . .	3
Graduation Checklist . . . . .	4
Tickets . . . . .	5
Ceremony Reporting Time . . . . .	6
Ceremony Proceedings . . . . .	9
Academic Dress: What to Wear . . . . .	10
Regalia Hire . . . . .	11
Faculty Celebrations . . . . .	14
Māori Graduation Celebration . . . . .	15
Frequently Asked Questions . . . . .	16
Scholarships . . . . .	19
The University of Auckland Alumni . . . . .	20
Florist . . . . .	21
Graduation Photographs . . . . .	22
Fine Art and Framing . . . . .	23
Graduation Gifts . . . . .	24
Gaudeamus . . . . .	25

# Ceremony Schedule

There will be 12 graduation ceremonies held at the Spark Arena, Auckland City. Each ceremony is expected to be at least 1.5-2 hours long.

## Monday, 4 May 2026

Ceremony 1	10am	Faculty of Law
Ceremony 2	1.30pm	Faculty of Engineering and Design and Auckland Bioengineering Institute
Ceremony 3	5pm	Faculty of Engineering and Design

## Tuesday, 5 May 2026

Ceremony 4	10am	Faculty of Science
Ceremony 5	1.30pm	Faculty of Science
Ceremony 6	5pm	Faculty of Science

## Wednesday, 6 May 2026

Ceremony 7	10am	Faculty of Medical and Health Sciences
Ceremony 8	1:30pm	Faculty of Business and Economics
Ceremony 9	5pm	Faculty of Business and Economics

## Thursday, 7 May 2026

Ceremony 10	10am	Faculty of Arts and Education
Ceremony 11	1:30pm	Faculty of Arts and Education
Ceremony 12	5pm	Faculty of Arts and Education

Please check your confirmation email to confirm the timing of your ceremony.

# Graduation Checklist

## Before the day

- Find out what the correct regalia is for your qualification - search for 'What to Wear' on the University website, or see page 10 of this booklet.
- Order your regalia. When ordering from The Graduation Place (formerly Academic Dress Hire), please place order on-line via their website: <https://graduationplace.co.nz/>
- Collect your regalia before your ceremony.
- Clear outstanding debts to the University by Monday, 28 April 2026.
- Contact the Graduation Office at [graduation@auckland.ac.nz](mailto:graduation@auckland.ac.nz) if you require any special seating arrangements.
- RSVP to your Faculty and/or Department celebration, if attending.
- Organise your travel arrangements for the day.
- Book your photo appointment with our official graduation photographer (optional).
- Contact the Graduation Office if you can no longer attend the ceremony, or if there are any other issues we should know about.

## On the day

- Ensure you are wearing the correct and complete regalia for your qualification.
- Make sure you arrive at Spark Arena 45 minutes before your ceremony starts, so you have time to collect your regalia label. Assembly is in the Lower Atrium Foyer.
- Please share your guest tickets with your guest before arriving at Spark Arena (unfortunately, guests without tickets may not be admitted to the ceremony). All ticketing enquiries will be handled by Ticketmaster. There is a Ticketmaster box office available onsite and is accessible from the Main Plaza (outside), located to the left of Entry B. If you have any issues or enquiries related to tickets, please visit the Ticketmaster box office.
- Attend Faculty and/or Department celebrations (optional).
- Have your photos taken with the Graduation photographer (optional).
- Have an excellent time and enjoy your celebration!

## Tickets

An email will be sent to you approximately 1-2 weeks before the event containing a link and password to access and select your tickets. Regardless of how many tickets you have indicated on your application form, you will be able to book up to 6 guest tickets with your ticket code. If you do not receive this email by Wednesday, 23 April 2026, please contact the Graduation Office – [graduation@auckland.ac.nz](mailto:graduation@auckland.ac.nz).

## Disability

If you (the graduand) have a disability and/or require assistance, please contact the Graduation Office via email [graduation@auckland.ac.nz](mailto:graduation@auckland.ac.nz) as soon as possible so that special arrangements can be made.

If your guest is in a wheelchair or requires special accessibility seating, you can select the wheelchair seating and one seat beside them for a companion. For further information please contact Ticketmaster. For all special seating requirements, guests are advised to enter through Entry B where a venue staff member will assist them to their seats.

# Ceremony Reporting Time

**Assemble for your ceremony** in the Lower Atrium Foyer of Spark Arena, 40-45 minutes before the start of your ceremony, as follows:

Ceremony One	9:15am	Ceremony Seven	9:15am
Ceremony Two	12:45pm	Ceremony Eight	12:45pm
Ceremony Three	4:15pm	Ceremony Nine	4:15pm
Ceremony Four	9:15am	Ceremony Ten	9:15am
Ceremony Five	12:45pm	Ceremony Eleven	12:45pm
Ceremony Six	4:15pm	Ceremony Twelve	4:15pm

**Be on time. Late arrivals may be refused admission.**

## On Arrival

Graduands will either enter through Entry C or G. Please check the text message you will receive that morning to enter through the correct entry. Guests enter through Entry D & E and will move upstairs to the Upper Atrium. Guests can find access to seating through Doors 13-24.

## Information for Graduands

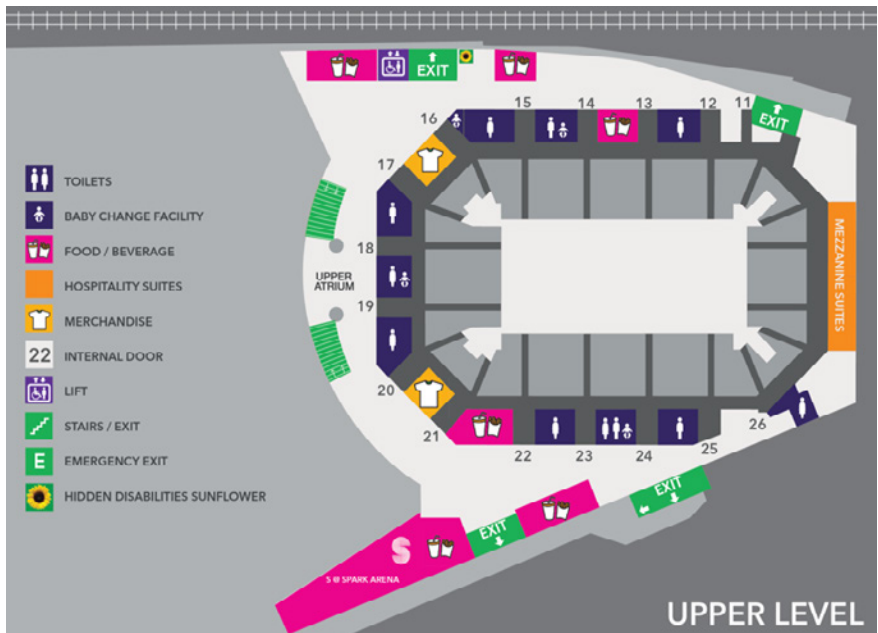
- When you report to the venue, go straight to the **Lower Atrium Foyer**.  
*Where possible leave all flowers, cameras and handbags with your guests prior to reporting to the Lower Atrium Foyer.*
- On entering the Lower Atrium Foyer you will collect your regalia label. The regalia label is important as it details your graduand number (the order in which you will cross the stage), along with information about the qualification(s) you will receive.
- Once collected, line up behind the sign appropriate to your graduand number, following instructions from the marshals.
- The marshals will then guide the graduands from the Lower Atrium Foyer into the arena at the appropriate time.
- Remain standing when you get to your seat. Join in the singing of the two verses of Gaudeamus (see final page of the e-book) as the Official Party processes to the stage.
- Once the Official Party has been seated, you can sit down. The ceremony will then commence.
- We understand that this is an exciting time for you, your family and friends and that in many cases, you will enjoy being acknowledged as you cross the stage. However any calling out from the audience should respect the dignity of the occasion and the person next in line also, to ensure that the reading of their name is still audible. The best time for people to call to you is at the moment you are being capped. This is when the Chancellor is holding the capping trencher over your head (or greeting you if you are getting a diploma). This is the actual moment you are graduating so is the most appropriate time. You should then continue walking to the side of the stage, then down the stairs where you will get your certificate.

## Information for Guests

- Guests can find arena seating on the Upper Atrium, Level 1 of the venue. Students will be able to select their guest seats via the link provided in their student email address. The seat number for your guests will be displayed on their ticket(s) (Tickets can be presented at Entry D & E).
- Please ensure your guests are considerate of others, especially when taking photographs. You will not be permitted to move around during the ceremony.
- Dropping items over the side of the seating area is prohibited. This includes flowers, lollies.... and children. Children are not allowed on the auditorium floor and handing them over the railings to students below is a significant health and safety issue. Anyone dropping anything over the sides of the interior of the venue will be asked to leave by venue security.

# Spark Arena - Photo Gallery

Click [here](#) to view the Spark Arena photo gallery. You will assemble in the Lower Atrium Foyer. Guests will find their seats through Doors 13-24 located on the Upper Atrium.





TIMELESS

IMAGES

# Ceremony Proceedings

## Conferring of Degrees and Awarding of Diplomas

- Marshals will direct you to line up at the correct time.
- Once your name is called, you cross the stage to meet the Chancellor.
- If you have a trencher, hold it in your left hand. (See Photo **Opposite**)
- If you are graduating to a degree, the Chancellor will hold the ceremonial trencher over your head. If you are graduating to a diploma, please keep your right hand by your side.
- You are now a graduate! If you are carrying a trencher, put it on, cross to the other side of the stage and return to your seat.
- You will be presented with your certificate once you have left the stage.

## Ceremony Conclusion

At the end of the ceremony, please stand and join in the singing of God Defend New Zealand, first in Māori, then in English. The words are printed in the Graduation Programme. It is customary to remove trenchers.

The Official Party and academic staff will leave the stage. The marshals will then direct the graduates to leave the arena.

After graduation, your name and qualification will be added to the publicly-accessible University of Auckland convocation website:

[www.auckland.ac.nz/convocation](http://www.auckland.ac.nz/convocation)

The University undertakes to collect, use and disclose personal information in accordance with the Privacy Act 2020.

## What to Wear to Graduation

Your graduation ceremony is a formal celebration which takes place during a Meeting of the University Council. You are expected to dress appropriately. In addition to the correct academic regalia, some graduands choose to wear clothing or garments of honour from their tradition such as a sari, korowai or ta'ovala. The hood should be worn over the top of other such garments.

- If you wear a shirt and tie, placing the neck-band of your hood under your tie helps to hold your hood in place.
- Please do not carry anything across the stage except your trencher (e.g: No framed photos).
- You are welcome to use a cultural or heirloom brooch to pin your regalia. These are the only other accoutrements permitted. A couple of safety pins can be very useful.
- Graduation day involves a considerable amount of walking and standing, and some stairs, so very high heels may not be practical.
- You will be videoed and photographed throughout the day, so you might like to look your best!

**You must wear the appropriate academic regalia, in order to participate in the ceremony. This is a formal meeting of Council the carrying of flags, pennants or similar is not allowed.**

## Wearing your Regalia

Graduands wear the gown and hood appropriate to their degree and/or gown and diploma scarf if applicable and carry their trenchers.

Trenchers are not worn until the graduand has crossed the stage during the ceremony.

**Trencher:** The trencher is worn with the shorter peak to the front; the top should be flat on your head. Wear the tassel over your left eye.

**Gown:** The gown should be worn mid-calf length. For a bachelors gown, your arms should pass through the sleeve openings, not the slits. For a masters gown, your arms pass through the slits.

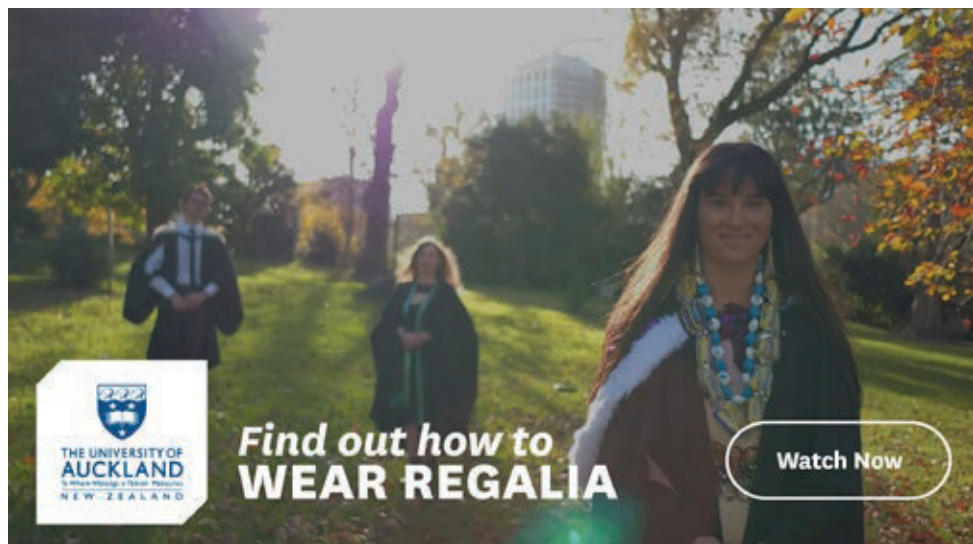
**Hood:** The hood is worn hanging down your back and is held in place by the neck-band. You can secure the neck-band by pinning it onto your gown with safety pins.

The hood should hang showing a section of the coloured lining on the right-hand side. If you have studied for a Conjoint degree you may wear two hoods. Please ensure that the hood of the faculty graduation ceremony you are attending is on the right hand side.

**Scarf:** The scarf is worn around the neck and down the front of the gown.

Correct academic dress for diploma recipients who are not graduates is an undergraduate gown and the appropriate diploma scarf. If you are being awarded a diploma and already have a degree, you can wear the full regalia for your degree, along with the correct diploma scarf. If your degree is from another university, you can either wear the complete regalia for that university, or the University of Auckland equivalent.

If in any doubt about what regalia you require or how to wear your regalia, please ask for assistance when you collect it, or check with one of the marshals at the assembly areas.



## Regalia Hire

Kate Edger Foundation, trading as The Graduation Place is the preferred supplier of regalia for the University of Auckland. 100 % of the proceeds generated from the hire of regalia are use to provide scholarships, awards and grants in the Auckland and Northland region. The University works closely with The Graduation Place to ensure the quality and accuracy of the regalia. If you have not yet ordered regalia, please order online:

### **The Graduation Place**

17 George Street, Newmarket, Auckland

Web: [graduationplace.co.nz](http://graduationplace.co.nz)

Email: [reception@graduationplace.co.nz](mailto:reception@graduationplace.co.nz)

# Colour of Hoods

For the most up to date list of the colour of hoods, please visit <https://www.calendar.auckland.ac.nz/en/genregs/general/academic-dress.html>. For a full extensive list of hoods and for queries and concerns related to the correct regalia to hire. Please contact The Graduation Place : [info@graduationplace.co.nz](mailto:info@graduationplace.co.nz)

## Arts

BA, MA	pink lining
BA(Hons)	pink lining; 25mm pink band on the outside edge of the hood
MCW	pink lining; 25mm tan band on the edge of the satin
MCTS	pink lining; 75mm dark brown band on the edge of the satin
MIndigSt	pink lining; 25mm terracotta band on the edge of the satin
MLitt	pink lining; 75mm pink band on the outside edge of the hood
MP	pink lining; 25mm dark brown band on the edge of the satin
MTESOL	pink lining; 25mm light brown band on the edge of the satin

## Business & Economics

BBIM	apricot
BCom, MCom	orange lining
BCom(Hons)	orange lining; 25mm orange band on the outside edge of the hood
BProp, MProp	silver grey lining
BProp(Hons)	silver grey lining; 25mm silver grey band on the outside edge of the hood
MBA	burgundy lining
MComLaw	orange lining; 25mm light blue band on the edge of the satin
MCE	orange lining; 25mm terracotta band on the edge of the satin
MHRM	orange hood with 25mm dark brown band on the inside edge of the hood
MIntBus	orange lining; 25mm light brown band on the edge of the satin
MMgt	orange lining; 25mm tan band on the edge of the satin
MMktg	orange lining; 25mm burgundy band on the edge of the satin
MProfAcctg	orange lining; 25mm orange band on the outside edge of the hood

## Creative Arts & Industries

BAS, MAS	lemon lining
BArch, March	lemon lining; two 25mm lemon bands, 25mm apart, on the outside edge of the hood
BDanceSt	jade green lining
BDanceSt(Hons)	jade green lining; 25mm jade green band on the outside of the hood
BFA, MFA	gold lining
BFA(Hons)	gold lining; 25mm gold band on the outside edge of the hood
BMus, MMus	white lining
BMus(Hons)	white lining; 25mm white band on the outside edge of the hood
BMusEd	emerald green lining; 25mm white band on the edge of the satin
BPerfArts	pink lining; 25mm dark brown band on the edge of the satin
BPlan, MPlan	chartreuse green lining
BSportHPE	emerald green lining; 25mm light brown band on the edge of the satin
BURbPlan	lime green lining
BURbPlan(Hons)	lime green lining; 25mm lime green band on the outside edge of the hood
MArch(Prof)	lemon lining; 25mm lemon band on the outside edge of the hood
MArch(Prof)HerCons	lemon lining; 25mm turquoise band on the edge of the satin
MArch(Prof)UrbDes	lemon lining; 25mm tan band on the edge of the satin
MArch(Prof)UrbPlan(Prof)	lemon lining; 25mm light brown lining on the edge of the satin
MBldgSc	lemon lining; 25mm dark brown band on the edge of the satin
MCommDance	jade green hood with 25mm dark brown band on the edge of the satin
MCouns	buff lining; 25mm tan band on the edge of the satin
MCPA	pink lining; 25mm white band on the edge of the satin
MDanceSt	jade green lining; 25mm dark brown band on the outside edge of the hood
MDMT	jade green hood with 25mm tan band on the edge of the satin
MEdLd	emerald green lining; 25mm tan band on the edge of the satin
MEdPrac	emerald green lining with 25mm dark brown band on the edge of the satin
MPlanPrac	chartreuse green lining; 25mm dark brown band on the edge of the satin
MDes	gold lining; 25mm silver band on the inside edge
MSCL	buff lining; 25mm terracotta band on the edge of the satin
MURbDes	lemon lining; 25mm chartreuse green band on the edge of the satin
MURbPlan	lime green lining; 25mm light brown band on the edge of the satin
MURbPlan(Prof)HerCons	lime green lining; 25mm turquoise band on the edge of the satin
MURbPlan(Prof)UrbDes	lime green lining; 25mm lemon band on the edge of the satin

## Education & Social Work

BEd, MEd	emerald green lining
BEd(Tchg)	emerald green lining
BEd(Tchg)(Hons)	emerald green lining; 25mm emerald green band on the outside edge of the hood
BEd(TESOL)	emerald green lining; 25mm dark brown band on the edge of the satin
BHumServ	buff lining; 25mm light brown band on the edge of the satin
BPE	emerald green lining; 25mm light brown band on the edge of the satin
BPE(Hons)	emerald green with light brown band around inside edge and emerald green band around the outside edge
BSocSci(Human Services)	buff lining; 25mm dark brown band on the edge of the satin
BSW	buff lining
BSW(Hons)	buff lining; 25mm buff band on the outside edge of the hood
MHigherEd	emerald green lining; 50mm emerald green band on the outside edge of the hood
MSW	buff lining
MSW(Prof)	buff lining; 25mm buff band on the outside edge of the hood
MTchg(Primary)	emerald green lining; 25mm emerald green band on the outside edge of the hood
MTchg(Secondary)	emerald green lining; 25mm emerald green band on the outside edge of the hood

## Colour of Hoods continued

For a full extensive list of hoods and for queries and concerns related to the correct regalia to hire. Please contact The Graduation Place : [info@graduationplace.co.nz](mailto:info@graduationplace.co.nz)

### Engineering

BE, ME	dark violet lining
BE(Hons)	dark violet lining; 25mm dark violet band on the outside edge of the hood
MEngSt	dark violet lining; 25mm light brown band on the edge of the satin
MEMgt	dark violet lining; 25mm dark brown band on the edge of the satin
MEPM	dark violet lining with 25mm tan band on the edge of the satin
MEqEng	violet lining with terracotta band on the edge of the satin

### Interfaculty

BGlobalSt	turquoise lining
BTech	dark blue lining; 25mm taupe band on the edge of the satin
MBioEnt	dark blue lining; 25mm orange band on the edge of the satin
MDisMgt	dark violet lining; 25mm dark brown band on the edge of the satin
MEdMgt	emerald green lining; 25mm orange band on the edge of the satin
MEnergy	dark violet lining; 25mm dark blue band on the outside edge of the hood
MEngGeol	dark blue lining; 25mm dark violet band on the edge of the satin
MHealthMgt	lilac lining; 25mm orange band on the edge of the satin
MHerCons	lemon lining; 25mm pink band on the edge of the satin
MOR	dark violet lining; 25mm taupe band on the edge of the satin
MProfStuds	pink lining; 25mm taupe band on the edge of the satin

### Law

LLB, LLM	light blue lining
LLB(Hons)	light blue lining; 25mm light blue band on the outside edge of the hood
LLM(Envir)	light blue lining; 25mm dark brown band on the edge of the satin
MEnvLS	light blue lining; 25mm light brown band on the edge of the satin
MLS	light blue lining; 25mm tan band on the edge of the satin
MTaxS	orange lining; 25mm dark brown band on the edge of the satin

### Medical & Health Sciences

BBioMedSc	lilac lining; 75mm dark brown band on the edge of the satin
BBiomedSc(Hons)	lilac lining; 75mm dark brown band on the edge of the satin and a 25mm lilac band on the outside edge of the hood
BHSc, MHSc	lilac lining
BHSc(Hons)	lilac lining; 25mm lilac band on the outside edge of the hood
BHB, MMedSc	crimson lining
BHB(Hons)	crimson lining; 25mm crimson band on the outside edge of the hood
MBChB	crimson lining; two 25mm crimson bands, 25mm apart, on the outside edge of the hood
BMedSc(Hons)	crimson lining; 25mm crimson band on the outside edge of the hood
BNurs, MNurs	navy blue lining
BNurs(Hons)	navy blue lining; 25mm navy blue band on the outside edge of the hood
BOptom	blue-green lining
BPharm	grey-green lining
MAud	lilac lining; 25mm dark brown band on the edge of the satin
MBioMedSc	lilac lining; 75mm dark brown band on the edge of the satin
MClinEd	crimson lining; 25mm dark brown band on the edge of the satin
MClinPharm	grey-green lining; 25mm dark brown band on the edge of the satin
MHlthLd	lilac lining; 25mm terracotta band on the edge of the satin
MHlthPrac	lilac lining with 25mm dark brown band on the outside edge
MHealthPsych	lilac lining; 25mm tan band on the edge of the satin
MMedSc	crimson lining
MMH	lilac lining; 25mm light brown band on the edge of the satin
MNursPrac	navy blue lining; 25mm dark brown band on the edge of the satin
MPharmPrac	grey-green lining; 25mm dark brown band on the edge of the satin
MPH	lilac lining; 25mm crimson band on the edge of the satin

### Science

BSc, MSc	dark blue lining
BSc(Hons)	dark blue lining; 25mm dark blue band on the outside edge of the hood
MInfTech	dark blue lining; 25mm light brown band on the edge of the satin
MMarineSt	dark blue lining; 25mm terracotta band on the edge of the satin
MSTLPrac	dark blue lining; 25mm dark brown band on the edge of the satin

### Theology

BTheol, MTheol	forest green lining
BTheol(Hons)	forest green lining; 25mm forest green band on the outside edge of the hood

The colour of the lining of the hood for the Degree of Master of Philosophy is that of the Masters degree to which the MPhil relates.

### Diploma Scarves

Students being awarded a diploma wear the relevant diploma scarf. The scarves are black with satin bands, trim and lining in the following colours:

Architecture	lemon	Law	light blue
Arts	pink	Medical & Health Sciences	crimson
Business & Economics	burgundy	Music	white
Creative & Performing Arts	pink	Pharmacy	grey-green
Education	emerald green	Planning	chartreuse green
Engineering	dark violet	Property	silver grey
Fine Arts	gold	Science	dark blue
		Theology	forest green

# Faculty Celebrations

By now you should have received an invitation to your Faculty Celebration. If you have not, please contact your Faculty Celebration Event Organizer below:

Faculty	Contact
Faculty of Arts and Education	AEDEvents@auckland.ac.nz
Faculty of Business and Economics	BusinessSchoolEvents@auckland.ac.nz
Faculty of Engineering and Design	foed-events@auckland.ac.nz
Faculty of Medical and Health Sciences	fmhs_marketing@auckland.ac.nz
Faculty of Law	lawevents@auckland.ac.nz
Faculty of Science	science-events@auckland.ac.nz



AUTUMN 2026

MĀORI

# GRADUATION CELEBRATION

9AM PŌWHIRI

PRESENTATIONS AND HĀKARI TO FOLLOW



Saturday 9<sup>th</sup> May 2026

Waipapa Marae, 16 Wynyard Street

*All Spring Māori graduates, their whānau and all staff are invited to share and celebrate in the success of our taurira Māori and attend our Māori Graduation Celebration in May.*

**To RSVP please fill out the attached form:**

<https://forms.gle/zzJn2GiVssDme7Um7>

*\*Please Note\**

This is not a formal graduation, so please make sure you have applied for the University graduation via Student Services Online to receive your degree. For more information on this you can email [graduation@auckland.ac.nz](mailto:graduation@auckland.ac.nz).

# Frequently Asked Questions

## When is the last day to defer your graduation?

The final date to defer from Autumn 2026 Graduation has passed. It is no longer possible to defer, and if you are unable to attend the ceremony you will graduate in absentia.

## What is graduating in absentia?

Graduating in absentia means that although your degree will be conferred or diploma awarded at the ceremony or Meeting of Council, you will not be attending in person. If you graduate in absentia, you cannot attend a ceremony for that same qualification in the future.

## Where do we go, when we arrive at the Spark Arena?

On arrival Graduands will enter through Entry C or G. Please check the text message you receive the morning of to enter through the correct entry. Guests enter through Entry D & E and will move upstairs to the Upper Atrium. Graduands should assemble at the Lower Atrium foyer no less than 45 minutes before the ceremony. We will arrange you in the order you will be seated; graduands will then be led in an official procession into the arena, and seated in specified graduand seating, ready for the ceremony.

## Are there fees for graduation and what do they include?

No. There is no cost for attending your graduation ceremony, or for guest tickets. However, other fees may apply if you:

### Graduate in Person

If you choose to graduate in person, you will need to hire regalia. To find out more about regalia hire, contact The Graduation Place.

### Graduate in Absentia

There is a cost if you request for your certificate to be sent by courier:

Within New Zealand: \$10.

To Australia: \$30.

Anywhere else in the world: \$60.

There is no cost for you to have your certificate posted by standard mail. However, we do not recommend standard post as the certificate is a non-standard size and it's untracked, so this is at the requester's own risk.

## Do I need to wear a face mask?

No, students and guests are not required to wear masks but it is strongly encouraged.

## Do graduands need a ticket to attend their graduation ceremony?

No. Graduands do not need a ticket for their graduation ceremony. Tickets are only required for guests.

## Can I get extra guest tickets?

The ticket code that you will receive will allow you to book up to 6 guest tickets. If you require more tickets, please direct your extra guests to the Ticketmaster booth at the venue on the day of your ceremony.

## How do I cancel unwanted guest seats at my ceremony?

Please contact Ticketmaster via your ticketing email.

## What should I do if I can no longer attend my ceremony?

In this case, you will be graduated in absentia during the ceremony. Please contact the Graduation Office by email at [graduation@auckland.ac.nz](mailto:graduation@auckland.ac.nz) as soon as possible to let us know you can no longer attend. Please include the following information:

1. Your full name
2. Your ID number
3. Your date of birth
4. The qualification with which you are graduating
5. You will be sent the AS-39C form to complete where you can choose to have your certificate sent via standard mail (domestic shipments only) or by courier. Your certificate will be sent out around 2-3 weeks after the ceremonies have concluded.

## How do I order my regalia?

To find out the regalia you require, including your graduation colours, and where to hire or buy regalia, see page 10-13. We recommend our preferred supplier The Graduation Place for all correct and official UoA regalia.

## Can a friend or family member collect my regalia?

Yes, a friend or family member can collect your regalia for you.

For information about regalia hire or purchase, we recommend The Graduation Place.

## What should I wear under my regalia?

Graduation is a formal celebration of your achievement and we recommend that graduands and guests wear business-like attire. Previous graduands offer the following advice:

- You will be photographed throughout the day, so you might like to look your best.
- If you wear a shirt and tie, the tie can be useful for holding the hood in place; alternatively, you may like to bring a pin or other fastening that will allow you to fasten your hood to your clothing.
- Choose a hairstyle that will allow you to wear your trencher comfortably and securely.
- Due to the considerable amount of walking and standing, very high heels may not be practical.
- Please do not carry anything (e.g. flowers, handbags, photographs, posters).

If you have any questions about this, please contact the Graduations team before your ceremony.

We also encourage students to wear national dress e.g., a lei, korowai, sari. However, you must ensure that your academic hood is worn over the top of any other clothing. If you wear a headdress for cultural or religious reasons, you should still hire a trencher, but you do not need to wear it. Instead, you should carry it in your left hand on stage, and after leaving the stage.

## Is parking available?

Spark Arena has no public parking on site. The closest carpark buildings are as follows:

Arena Car Park (Dockside Lane, off Taporā Street, about 5 minutes walk)

Britomart Car Park (On the corner of Quay Street and Britomart Place, about 8 minutes walk)

Railway Car Parks (Te Taou Crescent, off Beach Road, about 5 minutes walk)

Tangihua Street Car Park (Tangihua Street, about 6 minutes walk) !

## For Mobility Parking:

Spark Arena has a limited number of nearby carparks designated for mobility pass holder parking. These spaces must be pre-booked and can be reserved once you have your ticket(s). You will need to contact Spark Arena well before graduation for arrangements.

For more information please visit [Getting to Spark Arena](#)

### **How long will the ceremony last?**

We expect that our graduation ceremonies will last between 1.5 to 2 hours. The exact length of the ceremony depends on the number of students graduating, but it is very unlikely that the ceremony will last more than 2.5 hours.

### **Can I leave the ceremony after I have collected my certificate?**

No, you must stay until the end of the ceremony and the Chancellor and official party have left the arena. If it is an emergency and you must leave, please notify a member of staff.

### **Are seats allocated for the ceremony?**

Seating is allocated for graduands; Guest seating will be allocated with the number indicated on their ticket.

### **Can I sit with my family and friends during the ceremony?**

No. Graduand seats will have been allocated in a strict seat and row order according to Faculty. You cannot change your allocated seat and you are asked to proceed into the arena and be seated as soon as possible. The reader will call out names in the order you have been seated, it is therefore very important to remain in your correct seat.

### **Can children attend graduation?**

Yes, children can attend graduation ceremonies. Children who are three years old and over will require a seat and a ticket. As the ceremony can last a while, it may be too long for young children.

### **Can children sit with graduands?**

No. Children cannot sit with graduands.

### **Can we throw our trenchers into the air once we have graduated?**

Unfortunately, this is not permitted; as our trenchers are made of a hard material, it would be very dangerous if students were to do this as a group, or even individually.

### **Are photos allowed during graduation events?**

Yes. However, all guest and graduands will only be able to take a photograph from your seat. Official photographers from Timeless Images Photography will take photographs during the ceremony, including the moment you are capped, which can be ordered from Timeless Images Photography.

### **Where can I have formal graduation photographs taken?**

You can have your official photograph taken by Timeless Images Photography. They are available on the Upper Atrium of Spark Arena.

### **Is there special seating for graduands/guests with physical impairment? Is there any assistance with access into Spark Arena and to my seat?**

Yes. Specific Access will be available at Entry B for any graduand or guest who have physical impairment and require assistance.

Graduands will be assisted to the Lower Atrium foyer. Guests will be escorted to the elevators which will lead to the Upper Atrium for seating access. An usher at the venue will take guests to the reserved seating area within the arena.

If you require special access seating, please contact us via [graduation@auckland.ac.nz](mailto:graduation@auckland.ac.nz) as soon as possible with your details so we can arrange this with the venue. For more information on how to request special access seating for your guest please visit Spark Arena Accessibility.

### **Can I still graduate if I have debts to the University?**

Yes. Although the University will withhold your degree certificate when you have a hold on your account (such as the one created by debts), we will not prevent you from participating in the graduation ceremony, and graduating. On graduation day you will receive a certificate which will only state the graduation office contact details. When you have paid your debt, tell us and we will make your certificate available. Email [graduation@auckland.ac.nz](mailto:graduation@auckland.ac.nz)

With \$99 million in scholarships,  
we'll invest in your education, so you  
can invest in your world.



[scholarships.auckland.ac.nz](https://scholarships.auckland.ac.nz)



AO  
TUKUPŪ  
FOR  
EVERY  
WORLD

# Welcome to our global alumni community

## **Congratulations!**

You've earned your qualification from the University of Auckland – New Zealand's leading research-led university – and we're proud to celebrate this milestone with you. While your studies may be complete, your journey with us is far from over.


You're now joining a global network of more than 247,000 University of Auckland alumni. The Alumni Relations team looks forward to staying in touch and helping you stay connected with the University and your fellow graduates throughout your life and career.



## **Update for a chance to win!**

Swap out your University email to your preferred contact details before 31 August 2026 and go in the draw to win one of five awesome prizes.

[Check it out](#)



## **Alumni Benefits.**

Claim exclusive discounts on gym memberships, wine, books, short courses and more.

[Explore alumni benefits](#)

## **Grow your network with Alumni Connect.**

Connect with fellow alumni and get free personalised career advice from industry professionals on our online mentoring platform.

[Join now](#)



## **Connect with fellow graduates no matter where you are.**

We have alumni networks in over 20 cities around the globe.

[Find your network](#)



# Congratulations!

*Celebrate with beautiful high quality flowers and single blooms from Iain Stephens Floral Design*



CALL US NOW AND PRE-ORDER TO RECEIVE A 10% DISCOUNT.  
PICK-UP AT OUR STALL OUTSIDE THE TOWN HALL DURING GRADUATION.

326 Remuera road, Remuera  
Ph: 09 522 2960 | 0800 501 202  
E-mail: [orders@nzflowers.co.nz](mailto:orders@nzflowers.co.nz)  
[www.nzflowers.co.nz/Graduation](http://www.nzflowers.co.nz/Graduation)

IAIN STEPHENS  
*F*LORAL DESIGN

# Celebrate your accomplishment with pride



## **PURCHASE YOUR ON-STAGE PHOTO**

All graduates will be photographed on stage at the moment of capping. Images are available 24 hours after your ceremony.

### **→ PURCHASE AT**

[www.timelessimages.co.nz/the-university-of-auckland-graduation-photographs](http://www.timelessimages.co.nz/the-university-of-auckland-graduation-photographs)

## **BOOK A MINI PORTRAIT SESSION**

Book a mini portrait session in your regalia with up to 2 family members.

### **→ BOOK NOW**

[www.timelessimages.co.nz/graduationminisessionbookings](http://www.timelessimages.co.nz/graduationminisessionbookings)

 FIND US AT Spark Arena Upstairs to the right at THE S-BAR



**TIMELESS**  
IMAGES

Your family storytellers, for life



# Fine Art & Framing

Have your degree professionally inserted while you wait at the ceremony, or frame it yourself at home



Certificate and Photo Frames are available to purchase at graduation, or online

[www.fineartandframing.co.nz](http://www.fineartandframing.co.nz)

Degree frames supplied with acid free hinging tape, insertion instructions and d-rings and cord for hanging



UNIVERSITY OF  
AUCKLAND  
Waipapa Taumata Rau

CAMPUS STORE  
EST. 1883

# GRADUATION GIFTS

Our range of Graduation gifts will be available at Auckland Town Hall during graduation, or you can order **online** anytime.



GRADUATION BEARS AND KIWIS  
TEES, HOODIES, SCROLL HOLDERS, LAPEL PINS & MORE

[campusstore.auckland.ac.nz](https://campusstore.auckland.ac.nz)

# Gaudeamus

The audience is requested to stand as the Official Procession enters the Spark Arena, to join in the singing of Gaudeamus and to remain standing until the Chancellor or Vice-Chancellor takes their seat.

Gaudeamus igitur  
Juvenes dum sumus,  
Gaudeamus igitur  
Juvenes dum sumus.  
Post jucundam juventutem,  
Post molestam senectutem,  
Nos habebit humus,  
Nos habebit humus.  
Vivat Academia,  
Vivant professores;  
Vivat Academia,  
Vivant professores.  
Vivat membrum quodlibet,  
Vivant membra quaelibet,  
Semper sint in flore,  
Semper sint in flore

## Translation:

Let us then be joyful  
While we are young,  
Let us then be joyful  
While we are young.  
After the pleasure of young,  
After the burden of old age,  
The earth will have us,  
The earth will have us.  
Long live the University,  
Long live the professors;  
Long live the University,  
Long live the professors.  
Long live every member,  
Long live all the members,  
May they ever flourish,  
May they ever flourish.