
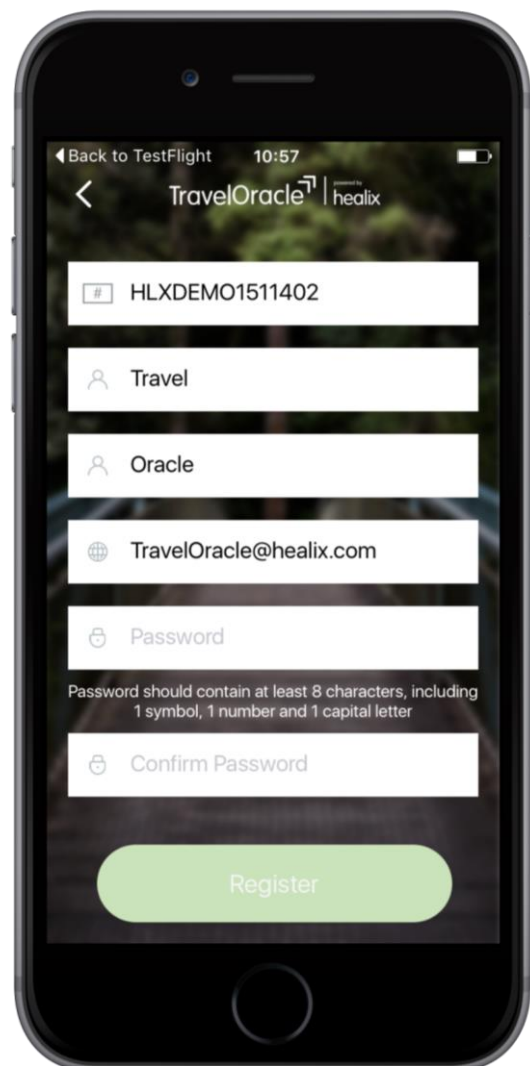


## A Guide to Healix Travel Oracle Mobile App

The Healix Travel Oracle App is your ultimate travel safety companion. Developed by leading security and medical experts it provides you with up to date travel information and advice and real time alerts on breaking news globally.



The Healix Travel Oracle App can be downloaded onto your smart phone from the Apple App store or Google Play store. Click the buttons below to download

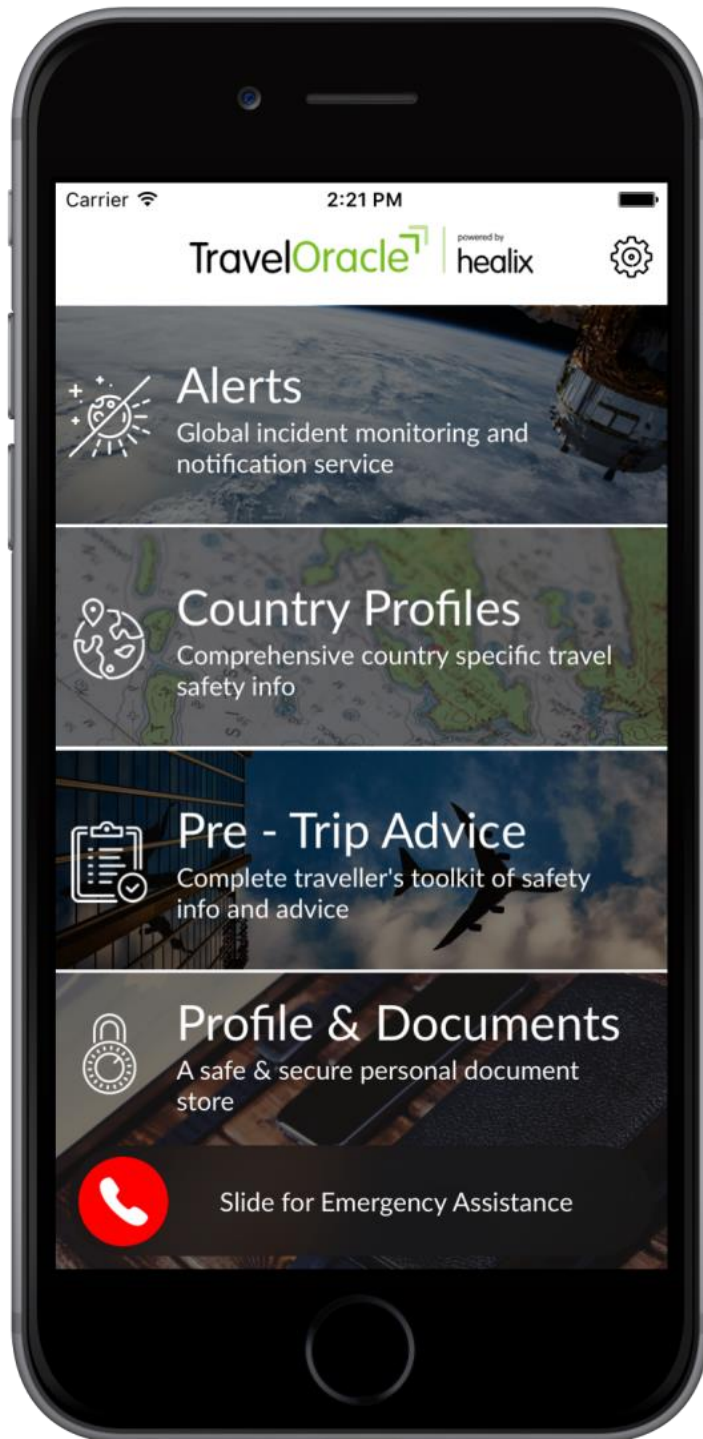


Register as a new user with the policy number for your company:

**UOA17478**

Your password must be:

- Between 8-20 characters
- Contain at least one upper and lower case letter
- At least one number and a character from the list below:  
! @ # \$ % ^ & \* ( ) - + ? | = } { ; ,



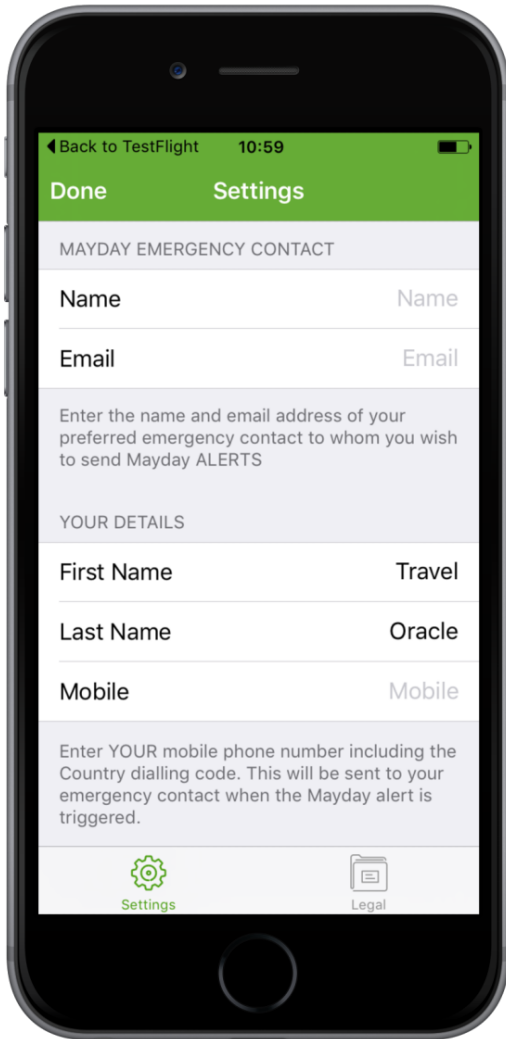
Once you have completed registration or logged in successfully you will be brought to the menu screen.

From here you can view the four main sections:

1. Alerts
2. Country Profiles
3. Pre-Trip Advice
4. Profile & Documents

The Settings can be found by clicking the cog in the top right of the screen.

And finally the Emergency Assistance section can be accessed by sliding the bar at the bottom.



On the Settings page at the top you should see the following details for the Mayday Emergency contact, if you do not please enter them in manually.

**Name:** Healix Security

**Email:** [allianznzsecurity@healix.com](mailto:allianznzsecurity@healix.com)

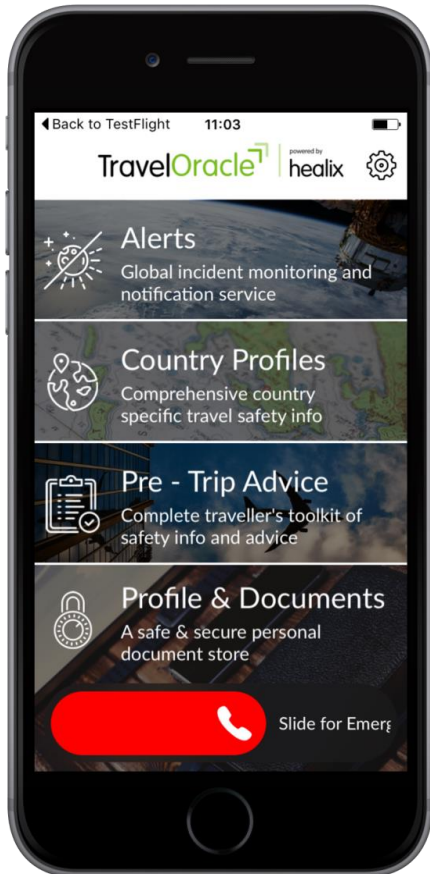
Below you can also enter your information which will be used to let the recipient of the Mayday Alert know who has sent it.

Further down the page you will find options to set a PIN number to ensure your information is kept secure.

This number is also used to deactivate a Mayday Alert.

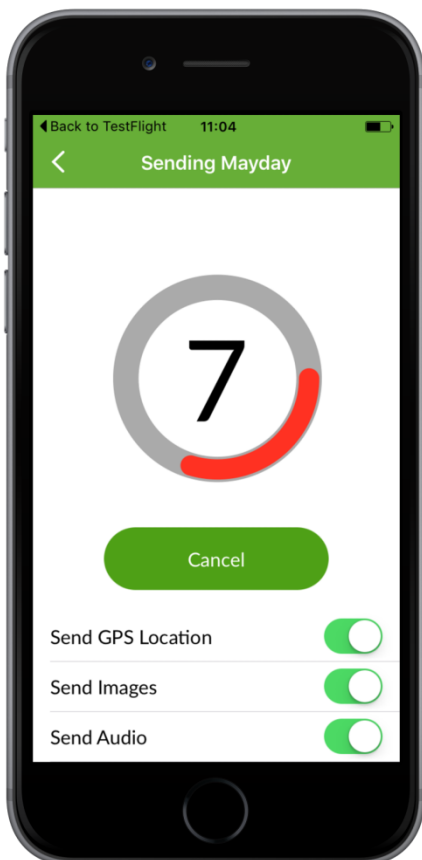
Select which data you would like included in your Mayday Alert by moving the toggles.



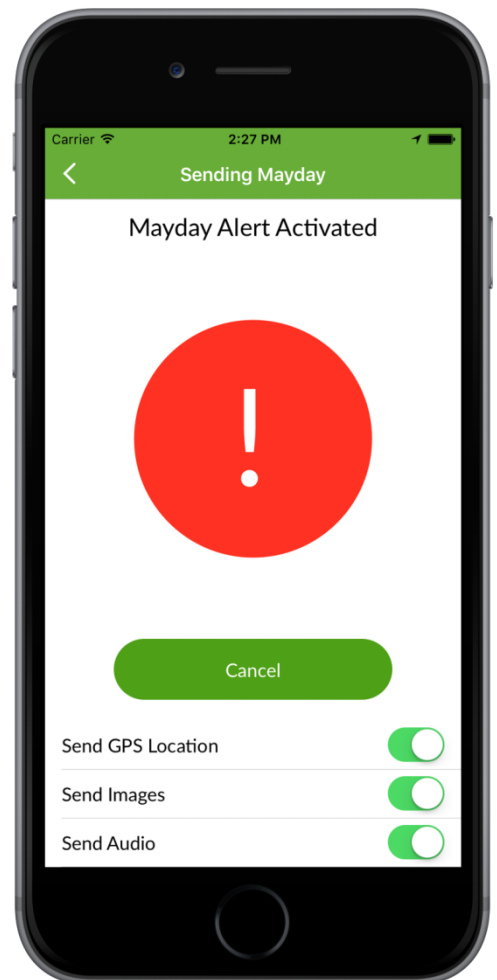


For emergency assistance, slide right and press 'Call Healix' to speak to the assistance team. Please note that this phone line is directed to First Assistance who will transfer the call to Healix where necessary.

To trigger a Mayday alert, select the 'Alert Emergency Contact' option to send the alert to your Mayday emergency contact.



Once a Mayday alert has been triggered a countdown will begin. You must enter your PIN to cancel the alert. You can choose to send your GPS location as well as images and audio files taken at the time of the alert.



The Alerts section provides a feed of News, Security and Health Alerts.

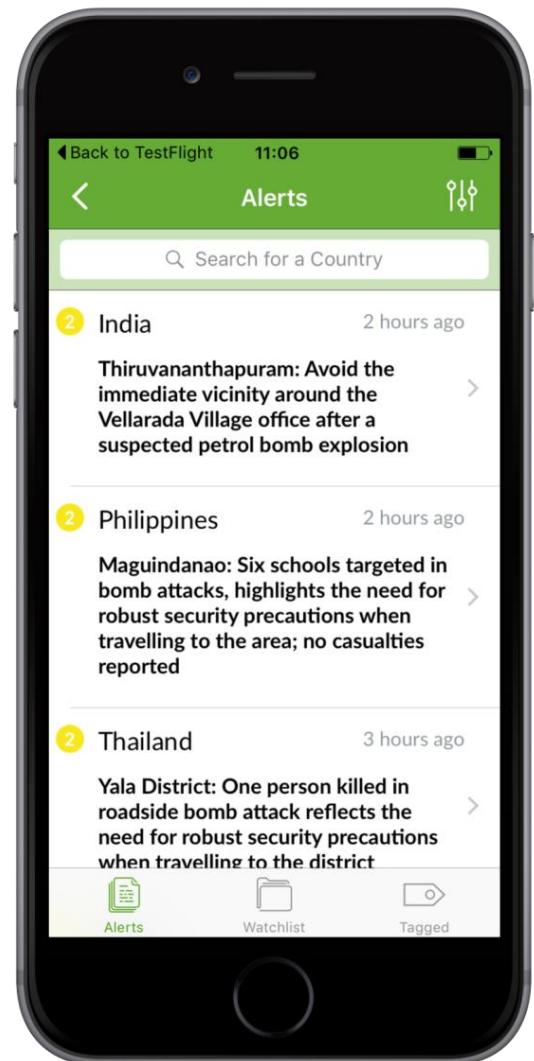
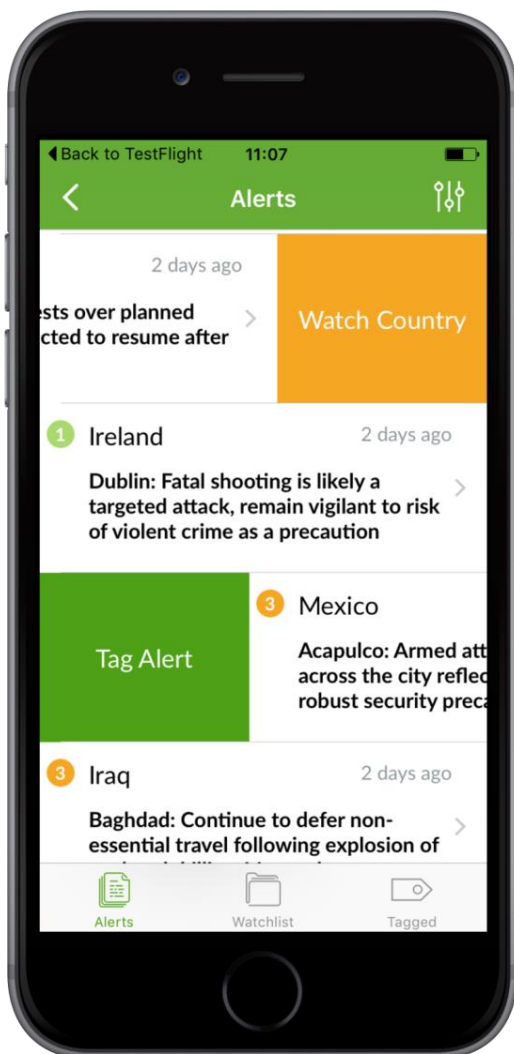
Each Alert is linked to the country of its origin and given a Risk rating from 1-4.

1 = Low (Green)

2= Medium (Yellow)

3= High (Orange)

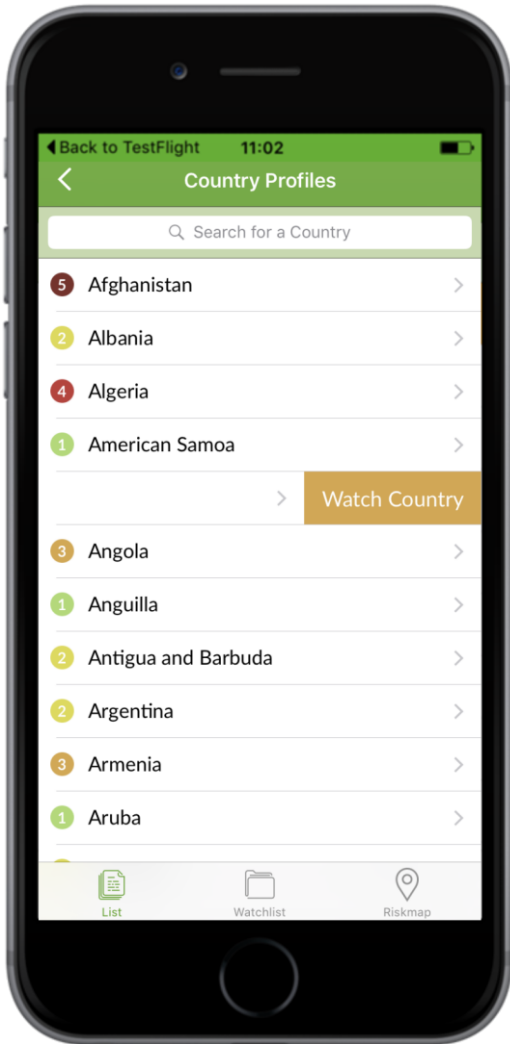
4 = Extreme (Red)



A short summary of the alert is provided on the feed screen. By clicking on the alert you can see the full details and view the alert on the riskmap.

Watch Countries to receive notifications for that country to your device.

Tag Alerts to store the alert for later viewing in the tagged section.



The Country Profiles section includes a list of over 200 countries that Travel Oracle has information on; each has its own Risk Level ranging from 1 to 5.

1 = Minimal (Green)

2= Low (Yellow)

3= Moderate (Orange)

4 = High (Red)

5 = Extreme (Maroon)

You can also use the search bar at the top to find the country you are looking for. You can also watch countries on this list to receive their alerts as notifications.

By clicking into a country you can see all of the recent alerts, and information on Travel Risks, Crime, Terrorism, Natural Disasters, Medical, Travel and Culture.





The Riskmap can be accessed from the country profiles page.

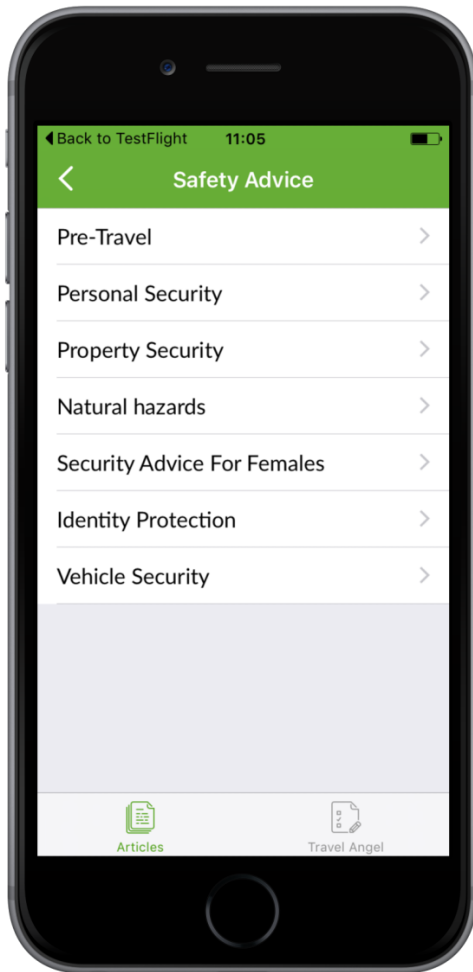
It provides a world map which shows all of the recent alerts, their location and individual risk rating.

The risk overlay can be toggled on or off with the switch at the bottom right. This overlays the map with the colour that corresponds to the country's risk level.

By clicking on an alert on the map you view a short summary of the alert.

By clicking on this summary you will be taken to the full alert details.





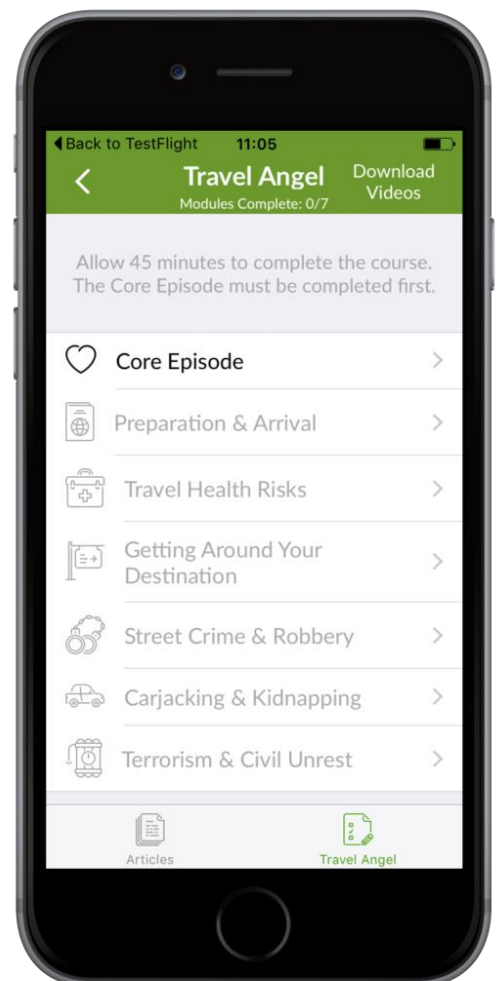
The pre-travel advice section provides useful information and tips for travelling to any country around the world.

Within this section you can access the Travel Angel eLearning course. It comprises of 7 video modules and accompanying questions.

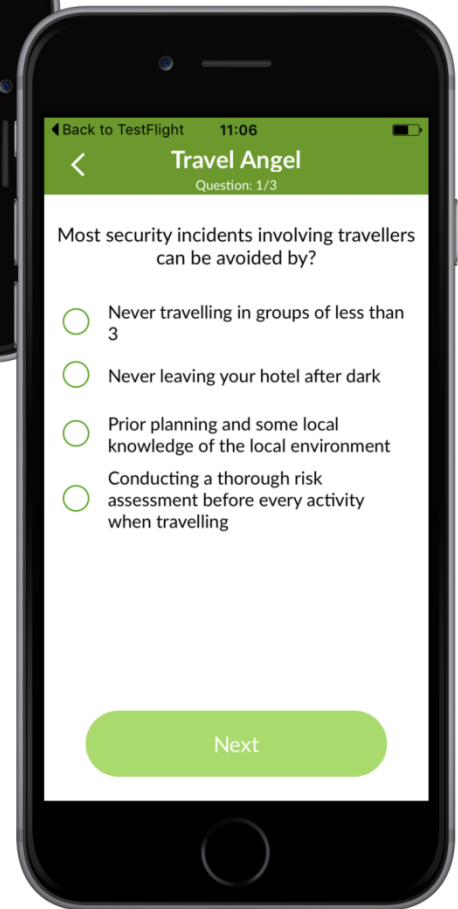
The videos can be streamed or downloaded to your device to view whilst offline.

The course will prepare any traveller for their trip with topics including:

- Personal Security Protocol
- Preparation & Arrival
- Travel Health Risks
- Getting Around Your Destination
- Street Crime & Robbery
- Carjacking & Kidnapping
- Terrorism & Civil Unrest







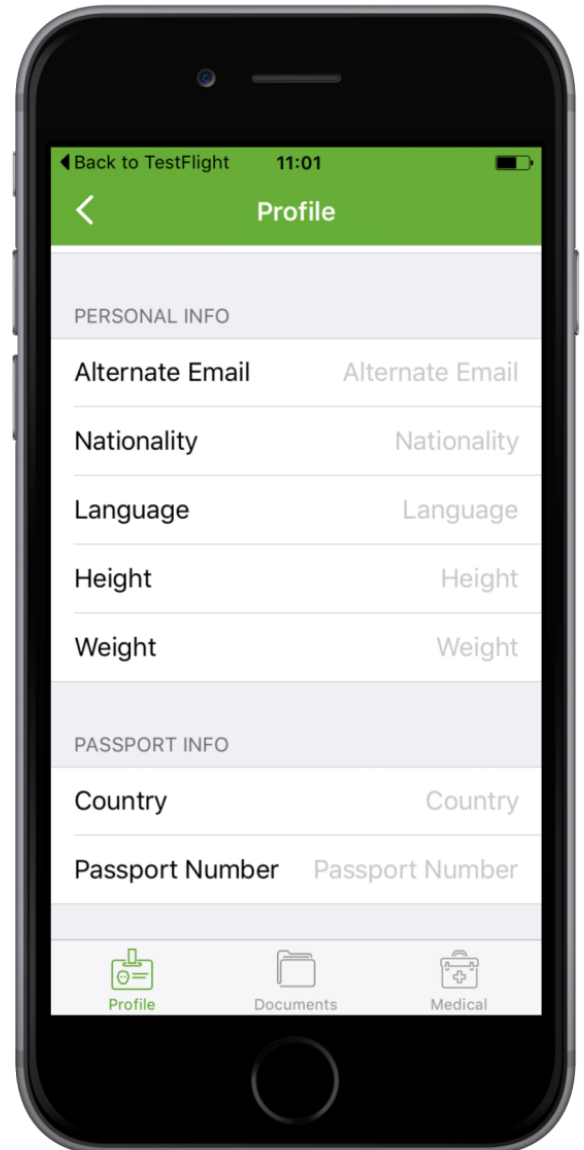
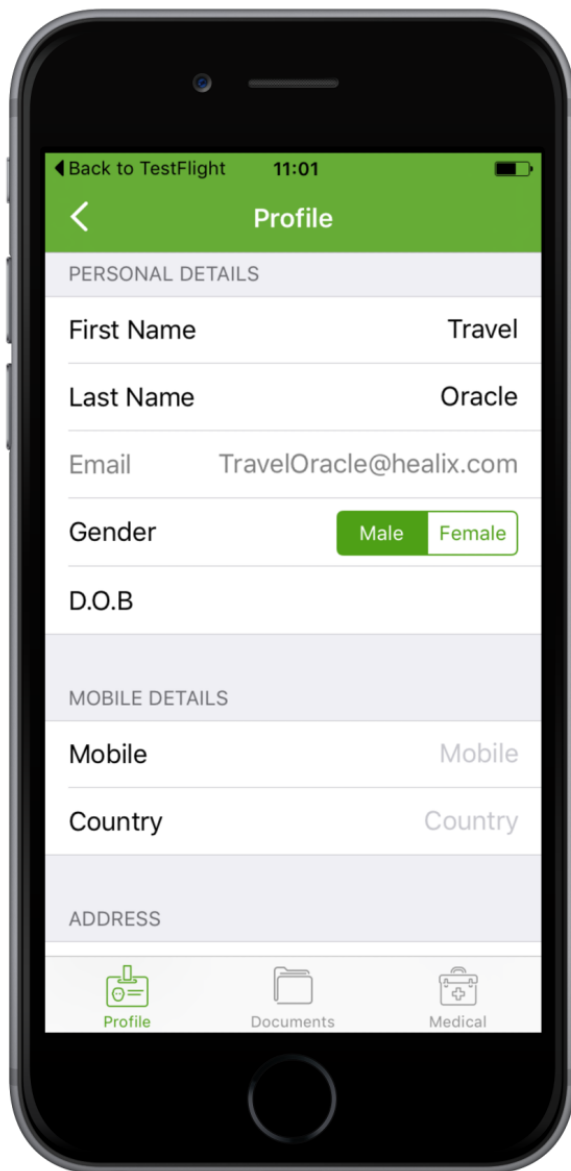
To complete the e-Learning course, watch the videos and answer the accompanying questions.

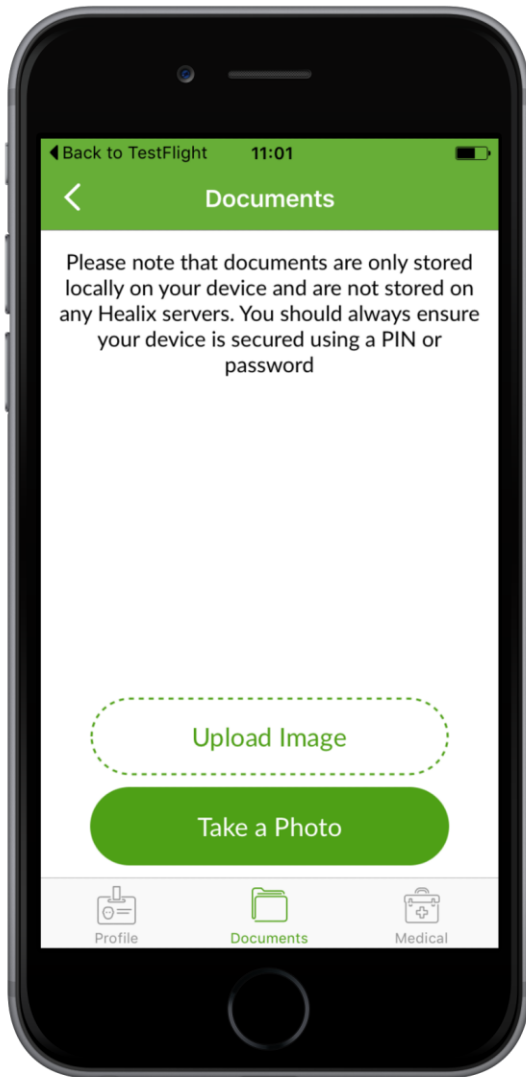


The entire course takes approximately 45 minutes to complete. You must begin with the Core Episode.

On completion of the course, you can have a certificate of completion emailed to you.

In the Profile & Documents section you can enter and store personal information and details which can be kept secure with your chosen PIN.



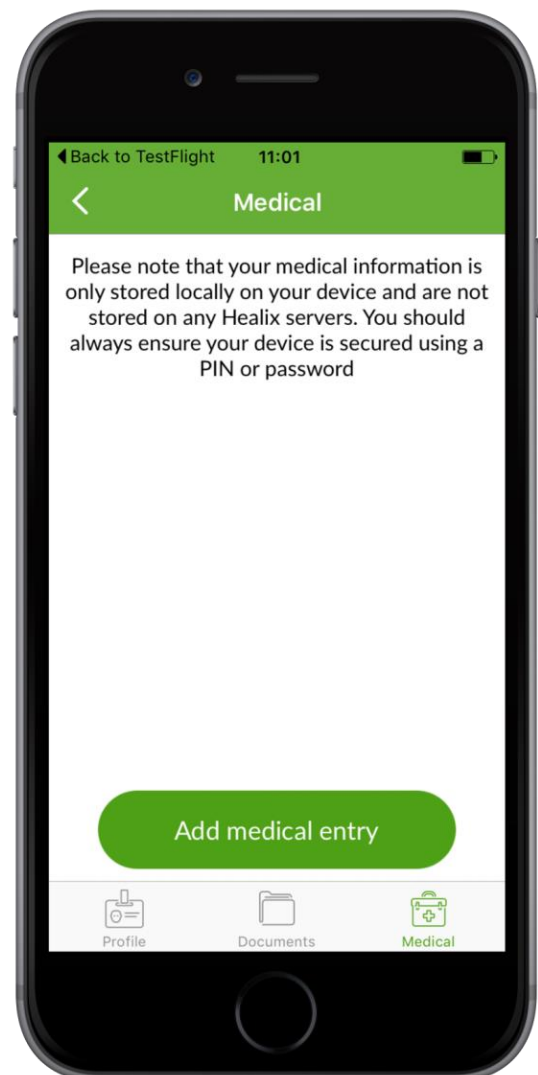


The Documents section is accessed via the Documents button in the Profile & Documents section.

This section allows you to take a photo and store it or choose one from your gallery. Everything that you store can be secured by a PIN, allowing you to store medical and travel documents securely on your device.

The Medical section allows you to medical information which you might need during your travels, such as medical history and vaccination records.

All information is encrypted and stored locally on your device. If you uninstall the app it will be deleted.



More features of the app include:

- Medical Briefings and World Reports.

These are written by our medical experts documenting information about diseases and outbreaks from around the world.

