

# Embedding Libraries and Learning Services resources in Canvas

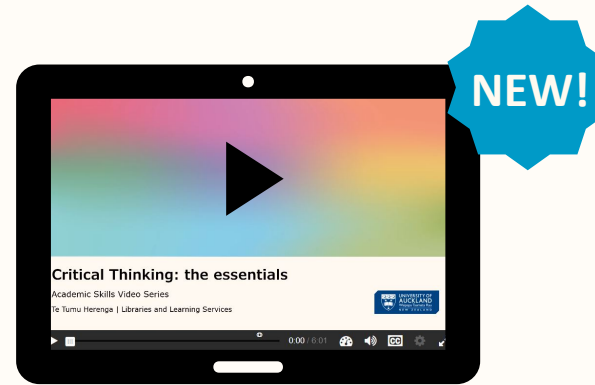


## Learning essentials

[Learning essentials](#) is your key resource to support taura with their transition to university and academic skills development at point-of-need.

Add links to your Canvas course pages to provide taura with:

- An academic skill overview
- Techniques and strategies to use in their studies
- Links to further resources and services if required



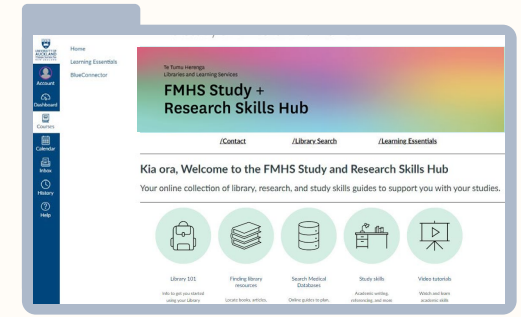
## Academic Skills Video Series

Bite-size (5-7minute) self paced interactive video guides on academic skills designed to:

- Appeal to **flexible learners**
- Cater for **diverse learning styles**
- Align with the Academic Workshop series

Located on their very own [Canvas page](#), you can now integrate videos on topics such as critical thinking and time management directly into your Canvas course pages.

For the full [Academic workshop](#) experience, students can enroll in our 1-2 hour sessions.



## Academic skills hubs in your discipline

- Delivering discipline-focused academic skills
- Building upon the resources provided in Learning essentials
- Supporting taura with self-directed online learning tools

We actively seek your feedback to inform the ongoing development of the [Academic skills hubs in your discipline](#).

## Embedding Libraries and Learning Services resources in Canvas – week-by-week

Suggested week	Topic	<b>Read</b> Learning essentials	<b>Watch</b> Academic skills videos	<b>Focus</b> Academic skills hubs in your discipline
Week 0	Learning at University	<a href="#">Learning at University</a> : Essential skills to support students as they transition to tertiary studies.		For suggestions around embedding content from academic skills hubs in your discipline, please <a href="#">get in touch with our Learning Advisers</a> .
Week 1-2	Key study skills  Support services	<a href="#">Key study skills</a> : Analysing questions; Critical thinking; Time management; Note taking.  <a href="#">Support services</a> : Student Health and Counselling Service; Māori students; Pacific students; Students with disabilities; International students; English Language Enrichment; Rainbow students.	<ul style="list-style-type: none"> <li>• <a href="#">Critical thinking</a></li> <li>• <a href="#">Time management</a></li> <li>• <a href="#">Note-taking</a></li> </ul>	
Week 3	Reading effectively  Finding information	<a href="#">Reading effectively</a> : Reading at University; Quick reading; In-depth reading.  <a href="#">Finding information</a> : Finding information by type; Finding information by subject; Evaluating sources.	<ul style="list-style-type: none"> <li>• <a href="#">Finding information</a></li> </ul>	
Week 4-9	Writing effectively  Referencing  Presenting your work	<a href="#">Writing effectively</a> : How to plan, structure, write, and edit assignments.  <a href="#">Referencing</a> : What and how to reference, plus Reference management tools, and links to QuickCite.  <a href="#">Presenting</a> : Tips on designing posters and delivering oral presentations.	<ul style="list-style-type: none"> <li>• <a href="#">Essay writing</a></li> <li>• <a href="#">Referencing</a></li> </ul>	
Week 10-12	Exams and tests	<a href="#">Exams and tests</a> : How to prepare for exams and give your best on the day.	<ul style="list-style-type: none"> <li>• <a href="#">Exam preparation</a></li> </ul>	

# Add academic skills resources as links within course pages or modules

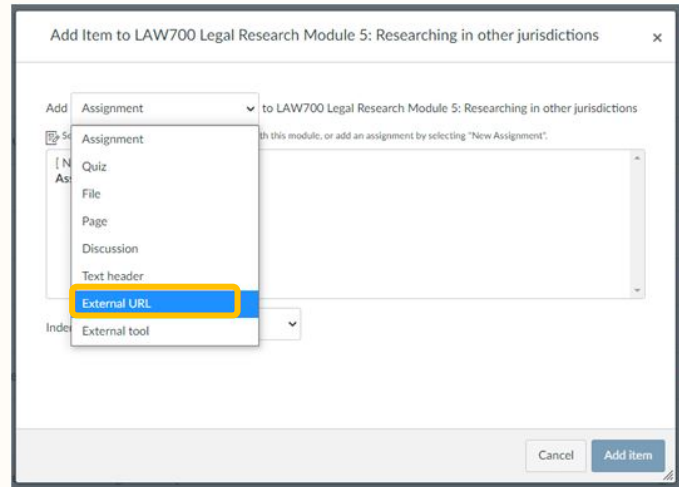
## Within a module

### Step 1:

Click on the + icon to add resources to your existing Canvas module.

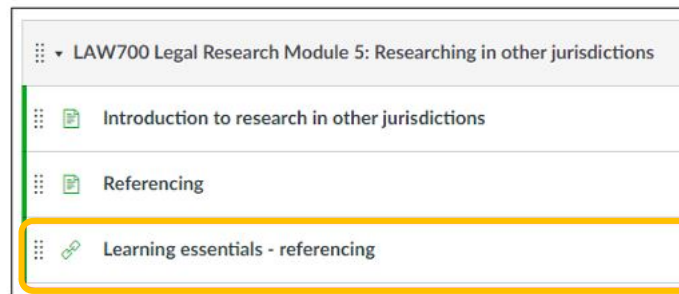
### Step 2:

From the drop-down menu select 'External URL'.



### Step 3:

Enter the resource URL. (see page 2 for links)



## Within a page

### Step 1:

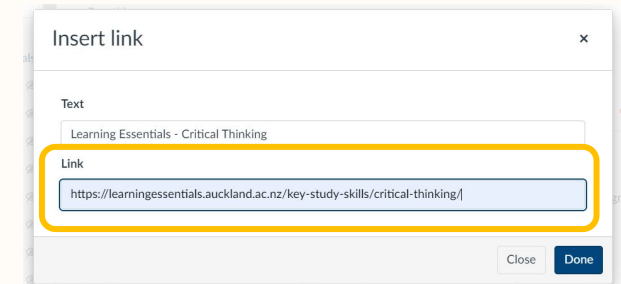
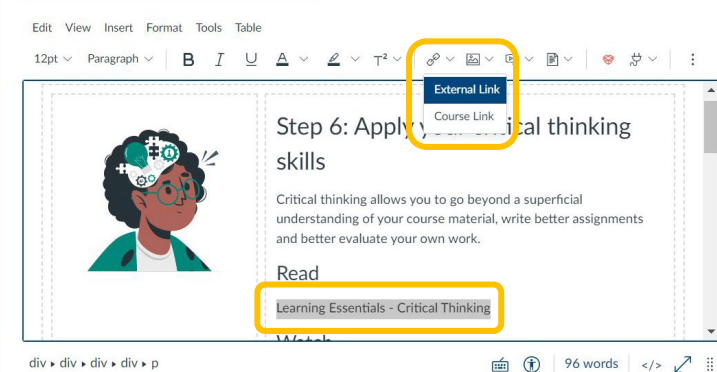
Select the link text and click the link icon from the top menu.

### Step 2:

Select the 'External Link' option from the dropdown menu.

### Step 3:

Enter the link to the resource or page that you want to link to. (see page 2 for links)



## Add Academic skills module and schedule announcements

A pre-made standard module is available to import to your canvas course.

### Step 1:

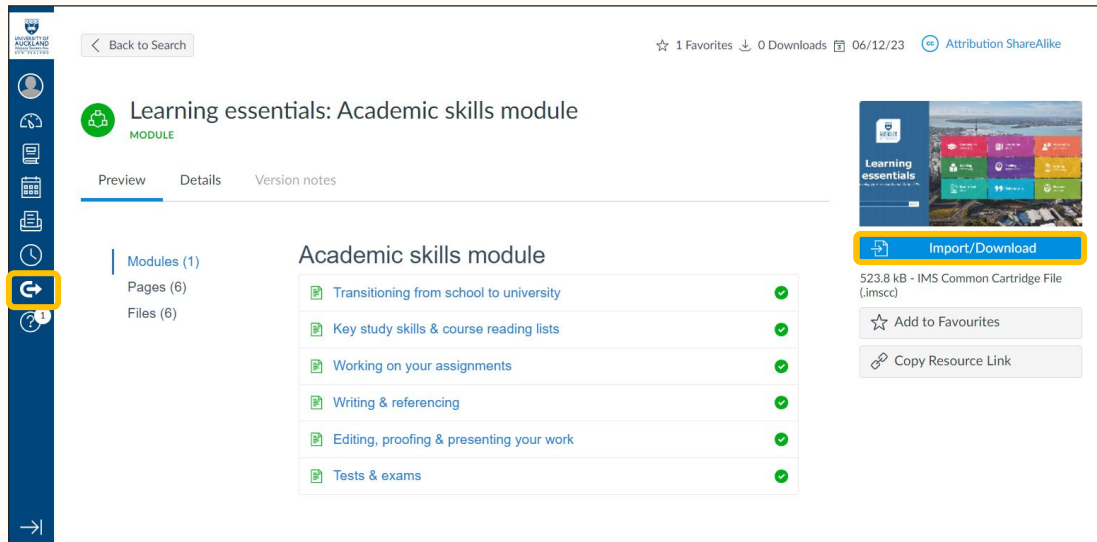
From the left-hand menu on Canvas click the Commons icon.

### Step 2:

Search for 'Learning essentials: Academic skills module'.

### Step 3:

Click on 'Import/Download' and select the course that you wish to add the module to.



## Add academic skills hubs in your discipline to your Canvas course menu

### Step 1:

In Canvas, go to Settings then select Apps.

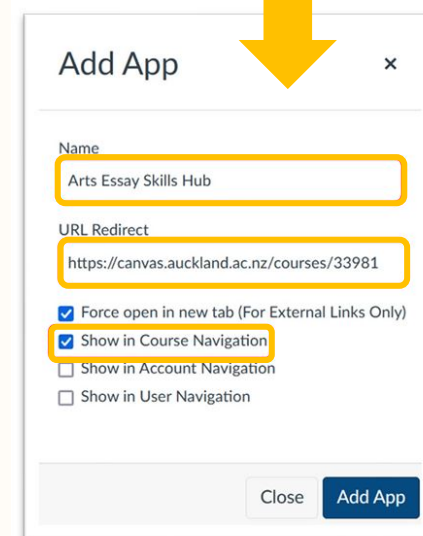

### Step 2:

Select the Redirect tool (see screenshot).

### Step 3:

Click on Add App. and rename as appropriate. Insert Hub URL and tick 'Show in Course Navigation'.

*You can move the position of the hub in the menu using the Navigation tab.*



### Need help?

If you have any questions or feedback on our online resources, or need support with embedding them into your Canvas course, please don't hesitate to [get in touch](#).