



UNIVERSITY OF  
AUCKLAND  
Waipapa Taumata Rau  
NEW ZEALAND

INTERNATIONAL

# Applying for your University of Auckland student visa as a new student



Gate	Departures	Time	Flight no.
A2	AUCKLAND	09:45	ANZ230
B2	DUBAI	10:15	UAE335
B1	GENEVA	10:50	DLH405
C2	NEW YORK	11:00	ATA780
A2	HONG KONG	11:20	AMK025
B2	SEOUL	11:45	KAL126
A1	KUALA LUMPUR	12:00	MAS447
B3	AUCKLAND	12:25	ANZ250

Te Tari ki te Ao | International Office  
Waipapa Taumata Rau | University of Auckland

# OUTLINE

01

Types of NZ Student Visas

02

Documents Required for Student Visa Application

03

Financial Evidence Requirements

04

Bona Fide Applicant

05

Benefits - Student visa holder





## Type of Student Visa

## Description

### Fee-Paying Student Visa

- Up to four years of full-time study
- Students need to pay the full cost of their programme of study, whether by themselves or with the help of family members, scholarships, or others

### Foreign Government Supported Student Visa


- Students have a foreign government loan or scholarship
- Student's Government must have an education agreement with New Zealand and provide a letter setting out the terms of their support, which must:
  - ✓ Agree to pay education provider for tuition fees
  - ✓ Agree to pay students' living expenses
  - ✓ Confirm students are of good character

### Exchange Student Visa

- Students are outside New Zealand
- Have been accepted into an approved student exchange scheme


### Pathway Student Visa


- Up to five years and study up to three courses consecutively on a single student visa
- For instance, students have the flexibility to follow a pathway program, progressing from a foundation level to a bachelor's degree, or pursue academic English courses followed by degree studies within this timeframe




NEW ZEALAND  
IMMIGRATION

LOG IN



 MENU

 / New Zealand visas / Fee Paying Student Visa

Fee Paying Student Visa

Visa details

Apply for this visa to study full-time in New Zealand. You will need to pay the full cost of your courses and enrol with an approved education provider.

APPLY ONLINE

Length of stay


Up to  
4 years


Cost


From  
NZD \$375


Processing time


90% within  
44 days



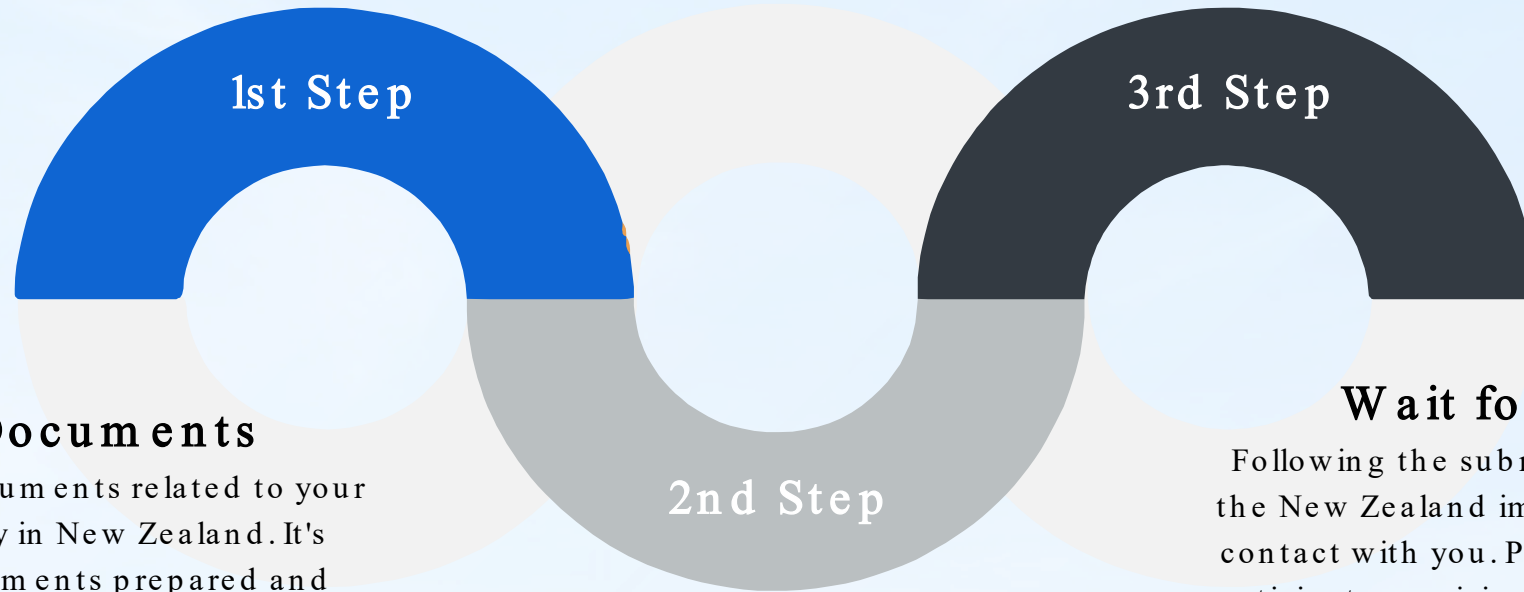








# New Zealand Student Visa Application Process



## Gather Your Documents

Gather all the necessary documents related to your identity and proof of study in New Zealand. It's crucial to have these documents prepared and organized before you begin your application.

## Submit NZ Student Visa Online

Begin by completing the online application form, uploading the required documents, and paying the application fees through the official Immigration New Zealand (INZ) website.

## Wait for a Response

Following the submission of your application, the New Zealand immigration office will stay in contact with you. Please exercise patience and anticipate receiving information or instructions from the immigration officer.





## Preparing Documents



### A Applicants must provide the following information with the application

- An unconditional offer from a New Zealand education provider
- A copy of the passport
- Tuition fee evidence
- Proof of sufficient funds
- Evidence of health and character

### B Supporting information

- A cover letter/statement of purpose (SOP)
- Evidence of English language ability

### C Student Visa Checklists

- Student Visa Application Checklist – first-time international students

# Detailed Financial Planning for Your NZ Student Visa Application





# Tuition Fees

Students must provide evidence that they have paid the tuition fees for the first year of study. Students can provide the following evidence.

- Letter from approved education provider showing fees are paid or that students don't have to pay fees
- Evidence students have a scholarship from their education provider.

## TIPS

- For applications processed outside New Zealand, evidence of payment isn't required until after the application has been approved in principle.
- If students study a single programme for more than one year, they must provide evidence they have enough money to pay tuition fees for the first year of study, and also how they will pay their tuition fees for subsequent years.



# Funds

Documents that show your living costs have been paid — for example, for a school homestay where you will live with a local family while you study

Evidence of a scholarship

A 'Sponsorship Form for Temporary Entry' completed by New Zealander, an NZ residence class visa holder or an NZ organization

Money held by you or on your behalf

A completed 'Financial Undertaking for a Student' form.

## TIPS

- If you study for more than 1 year, you must provide evidence you have enough money to support yourself for your first year and show how you will pay your living costs for the following years.
- Evidence of how you will pay for the following years must be money you can access while you are in New Zealand such as savings or family income.

01  
OPTION

02  
OPTION

03  
OPTION

04  
OPTION

05  
OPTION

## Bona Fide Students – Cover Letter/Statement of Purpose

Writing a Statement of Purpose (SOP) is an essential part of your application. This document should include:

1. An outline of your study plans
2. An idea of what you want to do once you have finished your study
3. Reasons why you chose this education provider and programme
4. Academic background
5. Information about what you were doing during any gaps in your recent education or work history
6. Details of how you are paying for your study, including:
  - A summary of the evidence you are providing with your application and where this money has come from. It must show that this money is genuinely available for you to use while you are in NZ
  - An explanation of how you will pay for your future years if you plan to study in NZ longer than one year – we call this a payment plan
  - If you are supported by a financial guarantor or sponsor, explain how you are related to them

# Health and Character Requirements

## Health

- You must be in good health
- You may need to have a chest x-ray, a medical examination or both as proof of your good health.
- Full fee-paying students don't usually need to provide a medical certificate (except for PhD students)
- You will need to get a chest X-ray if you're from, or have spent time in a country where Tuberculosis (TB) is common.

## Character

- You must be of good character
- You may need to provide police certificates as proof of your good character if you are aged 17 and over, and will stay in New Zealand for more than 24 months (this includes any time you have already spent in New Zealand), you must provide police certificates from:
  - your country(s) of citizenship
  - any country(s) you've spent more than 5 years in since turning 17.

# English Language Proficiency

- ☐ Provide evidence of English language ability – the same evidence that you provided to the intended education provider

**Note:**

- ☐ Evidence of English language proficiency can be a very good indicator of how the student will manage the requirements of an NZ programme that is taught in English medium.
- ☐ If your education provider waived English requirements, please explain it in your cover letter.
- ☐ Pearson Test of English (PTE) – INZ will need access to confirm your results





## Visa information

Find out how to apply for your student visa with step-by-step instructions, facts about Post-study work visa regulations and other useful information relating to your immigration status.



Apply for a student visa outside New Zealand >

Apply for a student visa in New Zealand >

Student visa applications for PhD and Doctoral candidates >

Post-study work visa >

Evidence of your visa >

Frequently Asked Questions >

Visa info sessions >



### Student visa applications outside New Zealand

Find out how to submit your student visa application if you are outside New Zealand.

Discover more >



### Student visa applications in New Zealand

Guidelines for international students in New Zealand about submitting your student visa application.

Get started >



### Student visa applications for international PhD students

Step-by-step information for international PhD candidates to submit your student visa application.

Check it out >



### Work after study

If you want to stay in New Zealand to work after your studies, you need to fulfill all the requirements.

Discover more >



### Visa evidence

You have to supply evidence of your visa to the University so we know you are eligible to study.

Submit your visa >



### FAQ about visas

We collated a series of questions and answers to help you understand the visa process.

Get the answers >



## Processing Time

INZ aims to process straightforward applications for student visas in 30 weekdays, excluding public holidays.

On average, we process student visa applications in 21 weekdays. 90% of applications are processed within 44 weekdays.

## When to Apply

Offshore - Apply for a student visa **at least 8 weeks** before your intended travel date

If you want to apply early, then approximately four months before intended travel, but no earlier (and ideally not more than **4 months** ahead of intended travel).



# Advantages of having a NZ student visa

## **Student holds valid student visa with the following work rights**

- Work up to 20 hours per week
- Full-Time work during summer/scheduled vacations
- Master by research and PhD students have unlimited full-time work rights during study

## **Partner of the student visa holder**

- Partners of Master's and PhD students are eligible for an open work visa
- Partner of students studying Level 7 or 8 qualifications that are specified on the [Green List](#) or the List of qualifications eligible for a post-study work visa are eligible for open work visas.
- If partners of students are on an open work visa, their dependents can enrol in any school (though some schools may have zoning requirements) and pay domestic tuition fees, but they must apply for and be granted a 'dependent student visa'

## **Post-Study Work Visa**

- Depending on the level of your qualification, the visa is valid for 1,2 or 3 years

## Translations

- Translating supporting documents into English
- Providing English translations of supporting documents means we can process your application faster

## Choosing a programme and institution

- Choosing the right program and institution is crucial
- Make sure your selected institution is accredited and offers programs aligned with your academic and career goals
- Your choice will not only shape your academic journey but also play a role in your visa application process



## In need of assistance



Email : [int-questions@auckland.ac.nz](mailto:int-questions@auckland.ac.nz)



Website: [www.immigration.govt.nz](http://www.immigration.govt.nz)



You can reach out to INZ contact centre for general information from 6:00 am to 10:00 pm NZT, Monday to Friday, excluding New Zealand public holidays

- Toll-free from NZ landline only: 0508 558 855
- Auckland: +64 9 914 4100
- Rest of the world: +64 9 914 4100

If you are not sure about your situation and need specific advice, you may wish to consider talking to a licensed immigration advisor or lawyer

## Online resources

- [www.auckland.ac.nz/international-student-support](http://www.auckland.ac.nz/international-student-support)
- [www.auckland.ac.nz/visa-information](http://www.auckland.ac.nz/visa-information)
- [www.immigration.govt.nz](http://www.immigration.govt.nz)
- [Student visa application checklist - continuing international students](#)
- [Student visa guide](#)
- [Students who are under 18 years of age at start of term](#)

## Contact us:

- [int-questions@auckland.ac.nz](mailto:int-questions@auckland.ac.nz)
- Include your **Student ID** when you email us



UNIVERSITY OF  
AUCKLAND  
Waipapa Taumata Rau  
NEW ZEALAND

INTERNATIONAL

Ngā mihi  
thank you

Time for questions  
and answers...

Te Tari ki te Ao | International Office  
Waipapa Taumata Rau | University of Auckland



Gate	Departures	Time	Flight no.
A2	AUCKLAND	09:45	ANZ230
B2	DUBAI	10:15	UAE335
B1	GENEVA	10:50	DLH405
C2	NEW YORK	11:00	ATA780
A2	HONG KONG	11:20	AMK025
B2	SEOUL	11:45	KAL126
A1	KUALA LUMPUR	12:00	MAS447
B3	AUCKLAND	12:25	ANZ250